

MANIGLIE

- Manuale Tecnico e lavorazioni
Technical & Machining manual

REVISIONI / UPDATES

La tabella sotto riportata elenca le ultime modifiche apportate al catalogo.
Eventuali aggiornamenti saranno pubblicati sul sito web.

Scansiona o clicca il QR code per consultare l'ultima versione.

The below index show the latest revisions.

Any updates will be published on the website.

Scan or click the QR code to download the latest version.



ULTIMA REVISIONE
LATEST UPDATE

INDICE
INDEX

VERSIONE VERSION	REVISIONE REVISION	DATA DATE	DESCRIZIONE DESCRIPTION	PAGINA PAGE
4	C	05.12.2025	Nuova gamma di maniglie (mod. Linea) <i>New range of handles (Linea model)</i>	Intero manuale <i>Complete manual</i>
			Nuova maniglia WOB per porte (mod. Quadra) e relativo meccanismo <i>New WOB handle for doors (Quadra model) and related mechanism</i>	Intero manuale <i>Complete manual</i>
			Nuovo meccanismo per porte e relativi perni <i>New mechanism for doors and related pins</i>	Intero manuale <i>Complete manual</i>
4	B	20.03.2025	Nuove maniglie per scorrevole S140R <i>S140R handles</i>	repp. 2 e 5
			Esaurita H48111 <i>H48111 out of stock</i>	repp. 3 e 9
4	A	11.11.2024	Nuova ferramenta aK+ - Aggiornati articoli e relative lavorazioni <i>New aK+ hardware - Items and machining updated</i>	Intero manuale <i>Complete manual</i>
			Nuovi certificati disponibili <i>New available certificates</i>	
3	A	08.03.2024	Inserita pagina con certificazioni relative alle maniglie senza base <i>Added page with certifications of handles without base</i>	1.01
		25.01.2024	Variato l'assortimento delle maniglie e inserite nuove soluzioni <i>Changed the handle assortment and added new solutions</i>	Intero manuale <i>Complete manual</i>
2	A	21.09.2021	Inserita maniglia disassata per scorrevole 67CL <i>Added 67CL handle</i>	rep. 2
		22.04.2021	Inserita a catalogo macchinetta H48111 <i>Added H48111</i>	repp. 3 e 9
		27.01.2021	Completata pagina lavorazioni per montaggio meccanismo 717800 e 717801 <i>Completed page of 717800 and 717801 machinings</i>	rep. 9
		30.09.2020	Nuovi maniglioni per scorrevoli <i>New sliding doors handles</i>	Intero manuale <i>Complete manual</i>
		31.10.2019	Variato l'assortimento delle maniglie e inserito adattatore per cava IW <i>Changed handle assortment and inserted IW groove adapter</i>	Intero manuale <i>Complete manual</i>
1	A	01.10.2018	Prima emissione <i>First issue</i>	Intero manuale <i>Complete manual</i>

Le informazioni contenute in questi disegni sono di proprietà intellettuale esclusiva di AluK S.A.

Possono essere utilizzate al solo scopo per cui sono state fornite e non devono essere riprodotte, memorizzate o diffuse a terzi in qualsiasi modo o forma senza il permesso scritto di AluK S.A.

La politica AluK S.A. di miglioramento continuo determina il diritto di apportare modifiche senza preavviso.

Information contained in this drawing is the exclusive intellectual property of AluK S.A.

It may only be used for the purpose to which it has been supplied and must not be reproduced, stored or disseminated to third parties in any way or form without the prior written permissions of AluK S.A.

The AluK S.A. policy of continuous improvement determines the right to make the modifications without prior warning.

DESCRIZIONE DESCRIPTION	PAGINA PAGE	
Specifiche tecniche <i>Specification</i>	1.01	
Repertorio Maniglie <i>Handles section</i>	Maniglie senza base e relativi meccanismi <i>Handles without base and their mechanisms</i>	2.02 - 2.03
	Maniglie con base e relativi meccanismi <i>Handles with base and their mechanisms</i>	2.04 - 2.05
	Cremonesi <i>Handles bolt</i>	2.06
	Cremonesi con chiave <i>Handles bolt with key</i>	2.07
	Maniglie per RC2 <i>RC2 handles</i>	2.08
	Maniglie per scorrevoli <i>Sliding handles</i>	2.09 - 2.12
	Maniglie varie <i>Other handles</i>	2.13
Ricambistica <i>Spare parts</i>	2.15	
Accessori <i>Accessory index</i>	3.01	
Sinottico maniglie (scala 1:5) <i>Handle synoptic (1:5 scale)</i>	5.01	
Lavorazioni e assemblaggio <i>Machinings and Assembling</i>	9.01	

Specifiche tecniche

Specification

LEGENDA CLASSIFICAZIONE TABELLE

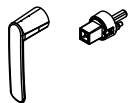
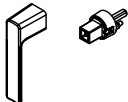
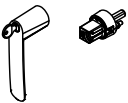
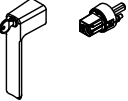
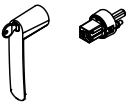
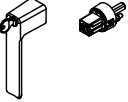
- (1) Durabilità
Classe: H3/180 (20.000 cicli con rotazione 180°)
- (2) Massa
Massa del serramento
Classe: 0 (Non applicabile)
- (3) Resistenza alla corrosione
Test nebbia salina
Classe: 5 (480 ore)
- (4) Dimensione
Dimensioni del serramento
Classe: 0 (Non applicabile)
- (5) Sicurezza all'effrazione
Classe: 0 (Non applicabile)
Classe: 1 (35 Nm per maniglie con chiave)
Classe: 2 (100 Nm per maniglie RC2/RC3)
- (6) Sicurezza cilindro
Classe: 0 (Mappature <25)
Classe: 2 (Mappature ≥25 e ≤99)
- (7) Tipo maniglia
Classe: C1 (Maniglia indicizzata per finestre)
- Categoria d'uso
- (8) Caratteristiche Meccaniche generali
Classe: 1

TABLES CLASSIFICATION LEGEND

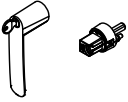
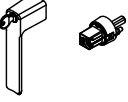
- (1) Durability
Class: H3/180 (20.000 cycles with 180° rotation)
- (2) Mass
Window mass
Class: 0 (Not applicable)
- (3) Corrosion resistance
Salt spray test
Class: 5 (480 hours)
- (4) Dimension
Window size
Class: 0 (Not applicable)
- (5) Security against burglar attack
Class: 0 (Not applicable)
Class: 1 (35 Nm for handle with key)
Class: 2 (100 Nm for RC2/RC3 handles)
- (6) Key related security
Class: 0 (Key operating <25)
Class: 2 (Key operating ≥25 e ≤99)
- (7) Handle type
Class: C1 (Clickable handle for windows)
- Category of use
- (8) Mechanical properties
Class: 1

CERTIFICAZIONI / CERTIFICATES

TIPOLOGIA TIPOLOGY	CLASSIFICAZIONE SECONDO: CLASSIFICATION ACCORDING TO:	TESTATO DA TESTED BY
Maniglie NOVAE senza base Without base NOVAE handles	EN 13126-1 EN 13126-3	iff Rosenheim GmbH 22-003732-PR02

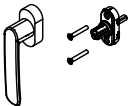
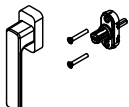

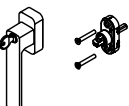


		DURABILITA' DURABILITY	MASSA MASS	RESISTENZA ALLA CORROSIONE CORROSION RESISTANCE	DIMENSIONE DIMENSION	SICUREZZA ALL'EFFRAZIONE SECURITY AGAINST BURGLAR ATTACK	SICUREZZA CILINDRO KEY RELATED SECURITY	TIPO MANIGLIA HANDLE TYPE	CATEGORIA D'USO CATEGORY OF USE
		(1)	(2)	(3)	(4)	(5)	(6)	(7)	(8)
T&T	 H48103 + H48102	H3/180	0	5	0	0	0	C1	1
	 H48104 + H48102	H3/180	0	5	0	0	0	C1	1
T&T	 H48120 + H48112	H3/180	0	5	0	1	0	C1	1
	 H48121 + H48112	H3/180	0	5	0	1	0	C1	1
TBT	 H48120 + H48105	H3/180	0	5	0	1*	0	C1	1
	 H48121 + H48105	H3/180	0	5	0	1*	0	C1	1

(*) solo per funzione TBT / only for the turn function (TBT)

T&T - RC2	 H48120 + H48118	H3/180	0	5	0	2	2	C1	1
	 H48121 + H48118								

➤ CERTIFICAZIONI / CERTIFICATES

TIPOLOGIA TIPOLOGY	CLASSIFICAZIONE SECONDO: CLASSIFICATION ACCORDING TO:	TESTATO DA TESTED BY
Maniglie NOVAE con base With base NOVAE handles	EN 13126-1 EN 13126-3	ift Rosenheim GmbH 23-004078-PR03 23-004078-PR04 23-004078-PR05


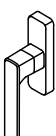




		DURABILITA' DURABILITY	MASSA MASS	RESISTENZA ALLA CORROSIONE CORROSION RESISTANCE	DIMENSIONE DIMENSION	SICUREZZA ALL'EFFRAZIONE SECURITY AGAINST BURGLAR ATTACK	SICUREZZA CILINDRO KEY RELATED SECURITY	TIPO MANIGLIA HANDLE TYPE	CATEGORIA D'USO CATEGORY OF USE
		(1)	(2)	(3)	(4)	(5)	(6)	(7)	(8)
T&T	 H43121 + H43125	H3/180	0	5	0	0	0	C1	1
	 H43122 + H43125	H3/180	0	5	0	0	0	C1	1
T&T	 H43123 + H43126	H3/180	0	5	0	1	0	C1	1
	 H43124 + H43126	H3/180	0	5	0	1	0	C1	1
TBT	 H43123 + H43127	H3/180	0	5	0	1*	0	C1	1
	 H43124 + H43127	H3/180	0	5	0	1*	0	C1	1

(*) solo per funzione TBT / only for the turn function (TBT)

➤ CERTIFICAZIONI / CERTIFICATES

TIPOLOGIA TIPOLOGY	CLASSIFICAZIONE SECONDO: CLASSIFICATION ACCORDING TO:	TESTATO DA TESTED BY
Cremonesi NOVAE NOVAE handle bolt	EN 13126-1 EN 13126-3	iff Rosenheim GmbH 23-004600-PR01 23-004600-PR03

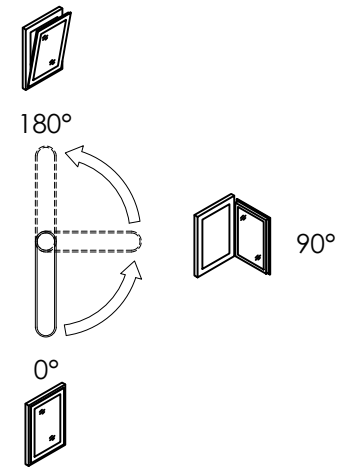
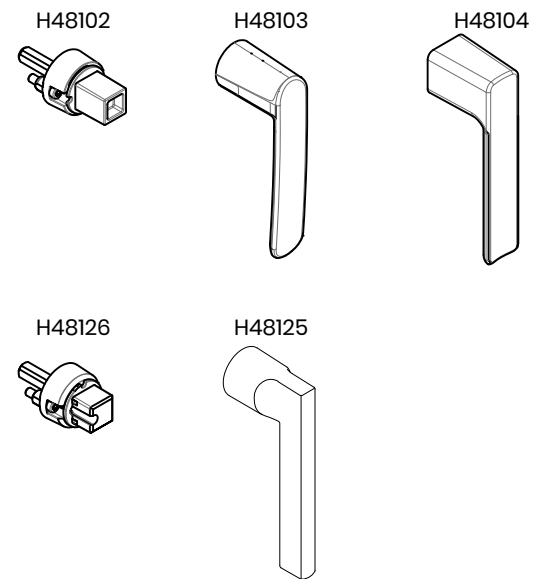
SPECIFICHE TECNICHE
SPECIFICATION

		DURABILITA' DURABILITY	MASSA MASS	RESISTENZA ALLA CORROSIONE CORROSION RESISTANCE	DIMENSIONE DIMENSION	SICUREZZA ALL'EFFRAZIONE SECURITY AGAINST BURGLAR ATTACK	SICUREZZA CILINDRO KEY RELATED SECURITY	TIPO MANIGLIA HANDLE TYPE	CATEGORIA D'USO CATEGORY OF USE
		(1)	(2)	(3)	(4)	(5)	(6)	(7)	(8)
T&T	 H47000	H3/180	0	5	0	0	0	C1	1
	 H47001	H3/180	0	5	0	0	0	C1	1
T&T	 H47002	H3/180	0	5	0	1	0	C1	1
	 H47003	H3/180	0	5	0	1	0	C1	1
TBT	 H47009	H3/180	0	5	0	1*	0	C1	1
	 H47010	H3/180	0	5	0	1*	0	C1	1

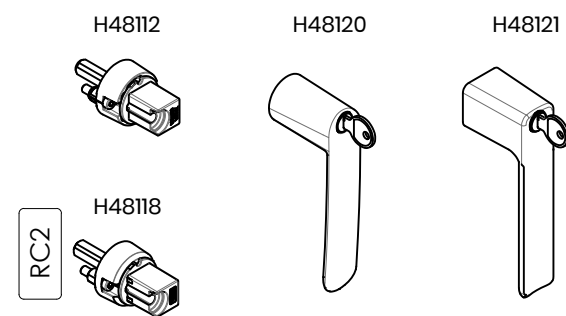
(*) solo per funzione TBT / only for the turn function (TBT)

Maniglie Handles

MANIGLIA SENZA BASE, ANTA/RIBALTA WOB TURN & TILT

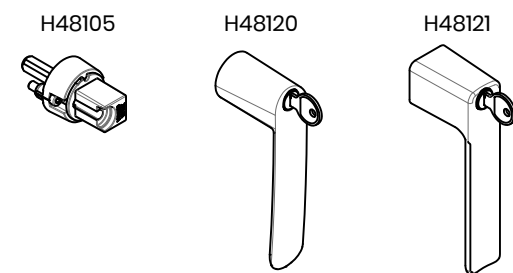


MANIGLIA SENZA BASE CON CHIAVE, ANTA/RIBALTA WOB WITH KEY TURN & TILT



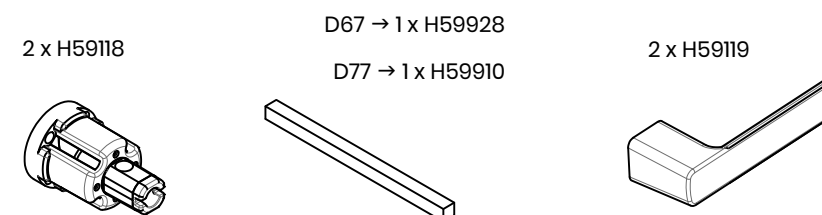
	0°	90°	180°
CILINDRO SBLOCCATO			
CILINDRO BLOCCATO		X	X

MANIGLIA SENZA BASE CON CHIAVE, RIBALTA/ANTA WOB WITH KEY TILT BEFORE TURN



	0°	90°	180°
CILINDRO SBLOCCATO			
CILINDRO BLOCCATO			X

MANIGLIA SENZA BASE, PORTE DOOR WOB



FINITURE / FINISHINGS

FERRAMENTA / HARDWARE		
- S1	Verniciato Argento	<i>Silver painted</i>
- S2	Anodizzato Argento	<i>Silver anodized</i>
- B1	Nero (AluK 9005)	<i>Black (AluK 9005)</i>
- W1	Bianco (AluK 9010)	<i>White (AluK 9010)</i>
- I1	Avorio (AluK 1013)	<i>Ivory (AluK 1013)</i>
- L1	Acciaio satinato opaco	<i>Matt iron</i>
- L2	Acciaio liscio lucido	<i>Glossy iron</i>
- L3	Rame satinato	<i>Matt copper</i>
- L4	Ferro	<i>Iron</i>
- L5	Nichel satinato	<i>Matt nickel</i>
- L6	Cromo nero	<i>Black chrome</i>
- R2	Oro	<i>Gold</i>
- T3	Titanio Opaco	<i>Matt titanium</i>
- T4	Titanio Lucido	<i>Glossy titanium</i>
#	Verniciato a richiesta	<i>Painted on request</i>

1	Argento	<i>Silver</i>
4	RAL 8022	<i>RAL 8022</i>
5	Nero (AluK 9005)	<i>Black (AluK 9005)</i>
8	Bianco (AluK 9010)	<i>White (AluK 9010)</i>


COMPONENTI PLASTICI / PLASTIC COMPONENTS		
- B	Nero	<i>Black</i>
- W	Bianco	<i>White</i>

GESTIONE / MANAGEMENT

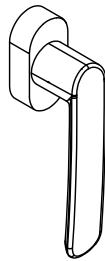
✓	Disponibile <i>Available</i>
R	A richiesta, verificare lotto minimo e tempistiche <i>On request, check delivery times and minimum order</i>
●	Articolo in esaurimento <i>Until stock is finished</i>
X	Non disponibile <i>Not available</i>

MANIGLIA ANTA/RIBALTA
TURN & TILT HANDLE BOLT

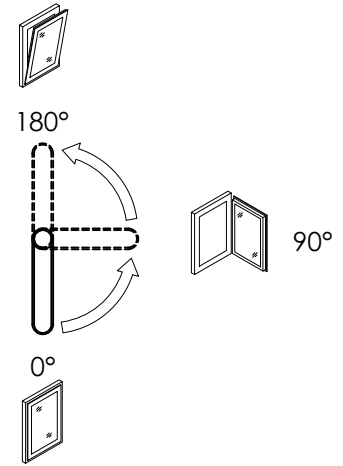
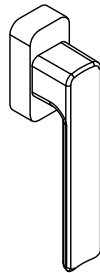
H43125



H43121




H43122



MANIGLIE CON CHIAVE ANTA/RIBALTA
TILT & TURN HANDLE BOLT WITH KEY

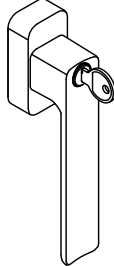
H43126



H43123



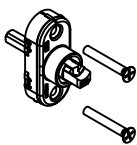
H43124



	0°	90°	180°
CILINDRO SBLOCCATO			
CILINDRO BLOCCATO		X	X

MANIGLIE CON CHIAVE RIBALTA/ANTA
TILT BEFORE TURN HANDLE BOLT WITH KEY

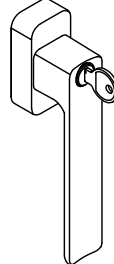
H43127



H43123



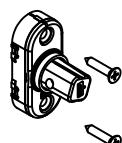
H43124



	0°	90°	180°
CILINDRO SBLOCCATO			
CILINDRO BLOCCATO			X

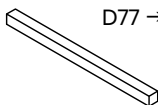
MANIGLIE PER PORTE
DOOR HANDLES

2 x H59116



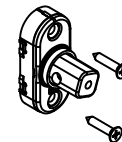
D67 → 1 x H59917

D77 → 1 x H59929

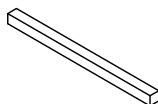


oppure

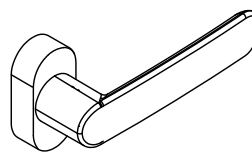
2 x H59115 ▲



1 x H59910



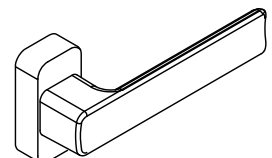
▲ Articolo in esaurimento - Until stock is finished



2 x H43121



2 x H59710



2 x H43122



2 x H59711

MANIGLIE SENZA BASE e relativi meccanismi

▲ Articolo in esaurimento - Until stock is finished







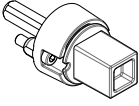
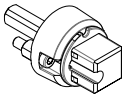
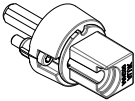
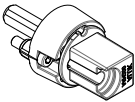
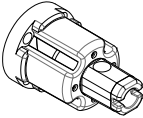




IMMAGINE IMAGE	CODICE CODE	DESCRIZIONE e FINITURA DESCRIPTION and FINISH	PAG. PAGE
	cava K e IW H48103-	Maniglia senza base mod. Rondo <i>Handle without base</i> S1 <input checked="" type="checkbox"/> B1 <input checked="" type="checkbox"/> W1 <input checked="" type="checkbox"/> II R R2 <input checked="" type="checkbox"/> T3 <input checked="" type="checkbox"/> T4 R # R L1 R L2 R L3 R L4 R L5 R L6 R	5.01 9.05 U.V. 1
	cava K e IW H48104-	Maniglia senza base mod. Quadra <i>Handle without base</i> S1 <input checked="" type="checkbox"/> B1 <input checked="" type="checkbox"/> W1 <input checked="" type="checkbox"/> II R R2 <input checked="" type="checkbox"/> T3 <input checked="" type="checkbox"/> T4 R # R L1 R L2 R L3 R L4 R L5 R L6 R	5.03 9.05 U.V. 1
	cava K e IW H48125-	Maniglia senza base mod. Linea <i>Handle without base</i> S1 <input checked="" type="checkbox"/> B1 <input checked="" type="checkbox"/> W1 <input checked="" type="checkbox"/> II R R2 R T3 <input checked="" type="checkbox"/> T4 R # R L1 <input checked="" type="checkbox"/> L2 R L3 <input checked="" type="checkbox"/> L4 R L5 <input checked="" type="checkbox"/> L6 <input checked="" type="checkbox"/>	5.05 9.05 U.V. 1
	cava K e IW ▲ H48113-	Maniglia senza base, con chiave mod. Rondo <i>Handle without base, with key</i> # R	5.01 9.06 U.V. 1
	cava K e IW ▲ H48114-	Maniglia senza base, con chiave mod. Quadra <i>Handle without base, with key</i> S1 <input checked="" type="checkbox"/> B1 R W1 <input checked="" type="checkbox"/> II <input checked="" type="checkbox"/> R2 <input checked="" type="checkbox"/> T3 R T4 <input checked="" type="checkbox"/> # R L1 <input checked="" type="checkbox"/> L2 <input checked="" type="checkbox"/> L3 <input checked="" type="checkbox"/> L4 <input checked="" type="checkbox"/> L5 <input checked="" type="checkbox"/> L6 <input checked="" type="checkbox"/>	5.03 9.06 U.V. 1
	H59119-	Maniglia senza base, per porte mod. Quadra <i>Handle without base, for doors</i> S1 <input checked="" type="checkbox"/> B1 <input checked="" type="checkbox"/> W1 <input checked="" type="checkbox"/> II R R2 R T3 <input checked="" type="checkbox"/> T4 R # R L1 R L2 R L3 R L4 R L5 R L6 R	5.03 9.07

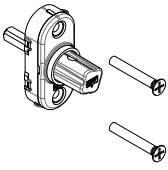
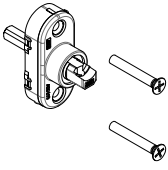
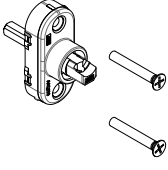
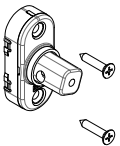
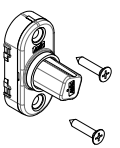
IMMAGINE IMAGE	CODICE CODE	DESCRIZIONE e FINITURA DESCRIPTION and FINISH	PAG. PAGE
	H48102	<p>Meccanismo standard (anta/ribalta) per maniglie senza base</p> <p>mod. Rondo mod. Quadra</p> <p><i>Mechanism for handle without base standard (T&T)</i></p>	U.V. 1
	H48126	<p>Meccanismo standard (anta/ribalta) per maniglie senza base</p> <p>mod. Linea</p> <p><i>Mechanism for handle without base standard (T&T)</i></p>	U.V. 1
	H48105	<p>Meccanismo (ribalta/anta) per maniglie senza base con chiave</p> <p>mod. Rondo mod. Quadra</p> <p><i>Mechanism for handle without base with key (T&T)</i></p>	U.V. 1
	H48112	<p>Meccanismo (anta/ribalta) per maniglie senza base con chiave</p> <p>mod. Rondo mod. Quadra</p> <p><i>Mechanism for handle without base with key (T&T)</i></p>	U.V. 1
	H59118	<p>Meccanismo per porte</p> <p>Mod. Quadra</p> <p><i>Mechanism for doors</i></p>	U.V. 1

➤ MANIGLIE CON BASE (43 mm)

IMMAGINE IMAGE	CODICE CODE	DESCRIZIONE e FINITURA DESCRIPTION and FINISH	PAG. PAGE																																
	cava K H43121-	Maniglia con base per finestre e porte mod. Rondo <i>Handle with base for windows and doors</i> <table border="1"> <tr> <td>S1</td><td><input checked="" type="checkbox"/></td> <td>B1</td><td><input checked="" type="checkbox"/></td> <td>W1</td><td><input checked="" type="checkbox"/></td> <td>II</td><td>R</td> <td>R2</td><td><input checked="" type="checkbox"/></td> <td>T3</td><td><input checked="" type="checkbox"/></td> <td>T4</td><td>R</td> <td>#</td><td>R</td> </tr> <tr> <td>L1</td><td>R</td> <td>L2</td><td>R</td> <td>L3</td><td>R</td> <td>L4</td><td>R</td> <td>L5</td><td>R</td> <td>L6</td><td>R</td> <td></td><td></td> <td></td><td></td> </tr> </table>	S1	<input checked="" type="checkbox"/>	B1	<input checked="" type="checkbox"/>	W1	<input checked="" type="checkbox"/>	II	R	R2	<input checked="" type="checkbox"/>	T3	<input checked="" type="checkbox"/>	T4	R	#	R	L1	R	L2	R	L3	R	L4	R	L5	R	L6	R					5.01 9.03 U.V. 1
S1	<input checked="" type="checkbox"/>	B1	<input checked="" type="checkbox"/>	W1	<input checked="" type="checkbox"/>	II	R	R2	<input checked="" type="checkbox"/>	T3	<input checked="" type="checkbox"/>	T4	R	#	R																				
L1	R	L2	R	L3	R	L4	R	L5	R	L6	R																								
	cava K H43122-	Maniglia con base per finestre e porte mod. Quadra <i>Handle with base for windows and doors</i> <table border="1"> <tr> <td>S1</td><td><input checked="" type="checkbox"/></td> <td>B1</td><td><input checked="" type="checkbox"/></td> <td>W1</td><td><input checked="" type="checkbox"/></td> <td>II</td><td>R</td> <td>R2</td><td><input checked="" type="checkbox"/></td> <td>T3</td><td><input checked="" type="checkbox"/></td> <td>T4</td><td>R</td> <td>#</td><td>R</td> </tr> <tr> <td>L1</td><td>R</td> <td>L2</td><td>R</td> <td>L3</td><td>R</td> <td>L4</td><td>R</td> <td>L5</td><td>R</td> <td>L6</td><td>R</td> <td></td><td></td> <td></td><td></td> </tr> </table>	S1	<input checked="" type="checkbox"/>	B1	<input checked="" type="checkbox"/>	W1	<input checked="" type="checkbox"/>	II	R	R2	<input checked="" type="checkbox"/>	T3	<input checked="" type="checkbox"/>	T4	R	#	R	L1	R	L2	R	L3	R	L4	R	L5	R	L6	R					5.03 9.03 U.V. 1
S1	<input checked="" type="checkbox"/>	B1	<input checked="" type="checkbox"/>	W1	<input checked="" type="checkbox"/>	II	R	R2	<input checked="" type="checkbox"/>	T3	<input checked="" type="checkbox"/>	T4	R	#	R																				
L1	R	L2	R	L3	R	L4	R	L5	R	L6	R																								
	cava K H43123-	Maniglia con chiave per finestre mod. Rondo <i>Handle with key for windows</i> <table border="1"> <tr> <td>S1</td><td><input checked="" type="checkbox"/></td> <td>B1</td><td><input checked="" type="checkbox"/></td> <td>W1</td><td><input checked="" type="checkbox"/></td> <td>II</td><td>R</td> <td>R2</td><td>R</td> <td>T3</td><td>R</td> <td>T4</td><td>R</td> <td>#</td><td>R</td> </tr> <tr> <td>L1</td><td>R</td> <td>L2</td><td>R</td> <td>L3</td><td>R</td> <td>L4</td><td>R</td> <td>L5</td><td>R</td> <td>L6</td><td>R</td> <td></td><td></td> <td></td><td></td> </tr> </table>	S1	<input checked="" type="checkbox"/>	B1	<input checked="" type="checkbox"/>	W1	<input checked="" type="checkbox"/>	II	R	R2	R	T3	R	T4	R	#	R	L1	R	L2	R	L3	R	L4	R	L5	R	L6	R					5.01 9.04 U.V. 1
S1	<input checked="" type="checkbox"/>	B1	<input checked="" type="checkbox"/>	W1	<input checked="" type="checkbox"/>	II	R	R2	R	T3	R	T4	R	#	R																				
L1	R	L2	R	L3	R	L4	R	L5	R	L6	R																								
	cava K H43124-	Maniglia con chiave per finestre mod. Quadra <i>Handle with key for windows</i> <table border="1"> <tr> <td>S1</td><td><input checked="" type="checkbox"/></td> <td>B1</td><td><input checked="" type="checkbox"/></td> <td>W1</td><td><input checked="" type="checkbox"/></td> <td>II</td><td>R</td> <td>R2</td><td>R</td> <td>T3</td><td>R</td> <td>T4</td><td>R</td> <td>#</td><td>R</td> </tr> <tr> <td>L1</td><td>R</td> <td>L2</td><td>R</td> <td>L3</td><td>R</td> <td>L4</td><td>R</td> <td>L5</td><td>R</td> <td>L6</td><td>R</td> <td></td><td></td> <td></td><td></td> </tr> </table>	S1	<input checked="" type="checkbox"/>	B1	<input checked="" type="checkbox"/>	W1	<input checked="" type="checkbox"/>	II	R	R2	R	T3	R	T4	R	#	R	L1	R	L2	R	L3	R	L4	R	L5	R	L6	R					5.03 9.04 U.V. 1
S1	<input checked="" type="checkbox"/>	B1	<input checked="" type="checkbox"/>	W1	<input checked="" type="checkbox"/>	II	R	R2	R	T3	R	T4	R	#	R																				
L1	R	L2	R	L3	R	L4	R	L5	R	L6	R																								

➤ MECCANISMI PER MANIGLIE CON BASE (43 mm)

▲ Articolo in esaurimento - *Until stock is finished*





IMMAGINE IMAGE	CODICE CODE	DESCRIZIONE e FINITURA DESCRIPTION and FINISH	PAG. PAGE
	H43125	Meccanismo standard per Novae 43 mm mod. Rondo mod. Quadra <i>Standard mechanism for Novae 43 mm</i>	9.03 U.V. 1
	H43126	Meccanismo T&T per Novae 43 mm con chiave mod. Rondo mod. Quadra <i>T&T mechanism for Novae 43 mm, with key</i>	9.04 U.V. 1
	H43127	Meccanismo TBT per Novae 43 mm con chiave mod. Rondo mod. Quadra <i>TBT mechanism for Novae 43 mm, with key</i>	9.04 U.V. 1
	▲ H59115	Meccanismo per porte mod. Rondo mod. Quadra <i>Mechanism for doors</i>	U.V. 1
	H59116	Meccanismo per porte mod. Rondo mod. Quadra <i>Mechanism for doors</i>	U.V. 1

CREMONESI

* Per apertura a sporgere ordinare anche H47800

* For projection opening order also H47800

▲ Articolo in esaurimento - Until stock is finished

IMMAGINE IMAGE	CODICE CODE	DESCRIZIONE e FINITURA DESCRIPTION and FINISH	PAG. PAGE
	ak ⁺ H47000-	Cremonese monodirezionale per battenti, bilico, sporgere SL50 e AW86* mod. Rondo <i>Monodirectional handle bolt for wings, pivot opening, SL50 and AW86* top-hung window</i>	5.01 9.11 9.12
		SI <input checked="" type="checkbox"/> BI <input checked="" type="checkbox"/> WI <input checked="" type="checkbox"/> II R R2 R T3 R # R	U.V. 1
	ak ⁺ H47001-	Cremonese monodirezionale per battenti, bilico, sporgere SL50 e AW86* mod. Quadra <i>Monodirectional handle bolt for wings, pivot opening, SL50 and AW86* top-hung window</i>	5.03 9.11 9.12
		SI <input checked="" type="checkbox"/> BI <input checked="" type="checkbox"/> WI <input checked="" type="checkbox"/> II R R2 R T3 R # R	U.V. 1
	ak ⁺ ▲ H47004-	Cremonese monodirezionale per sporgere C67K mod. Softline <i>Monodirectional handle bolt for C67K top-hung window</i>	5.07
		SI <input checked="" type="checkbox"/> BI <input checked="" type="checkbox"/> WI <input checked="" type="checkbox"/>	U.V. 1
	ak ⁺ H48030	Cremonese monodirezionale per sporgere C45K-NI mod. Rondo <i>Monodirectional handle bolt for C45K-NI top-hung window</i>	-
		SI <input checked="" type="checkbox"/> BI <input checked="" type="checkbox"/> WI <input checked="" type="checkbox"/>	U.V. 1

CREMONESI CON CHIAVE

* Per apertura a sporgere ordinare anche H47800





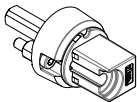

* For projection opening order also H47800

▲ Articolo in esaurimento - Until stock is finished

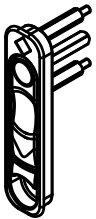

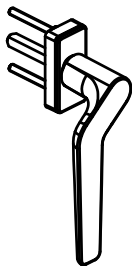
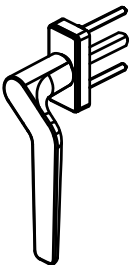
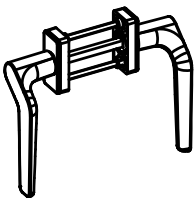
IMMAGINE IMAGE	CODICE CODE	DESCRIZIONE e FINITURA DESCRIPTION and FINISH	PAG. PAGE
	ak+ H47002-	Cremonese monodirezionale con chiave per battenti, bilico, sporgere SL50 e AW86* mod. Rondo A/R <i>Monodirectional handle bolt, with key for wings, pivot opening, SL50 and AW86* top-hung window</i>	5.01 9.11 9.12
		SI <input type="checkbox"/> R <input type="checkbox"/> BI <input type="checkbox"/> R <input type="checkbox"/> WI <input type="checkbox"/> R <input type="checkbox"/>	U.V. 1
	ak+ H47003-	Cremonese monodirezionale per battenti, bilico, sporgere SL50 e AW86* mod. Quadra A/R <i>Monodirectional handle bolt for wings, pivot opening, SL50 and AW86* top-hung window</i>	5.03 9.11 9.12
		SI <input type="checkbox"/> BI <input type="checkbox"/> R <input type="checkbox"/> WI <input type="checkbox"/> R <input type="checkbox"/>	U.V. 1
	ak+ H47009-	Cremonese con chiave ribalta/anta mod. Rondo R/A <i>TBT handle bolt, with key</i>	5.01 9.11
		SI <input checked="" type="checkbox"/> BI <input checked="" type="checkbox"/> WI <input checked="" type="checkbox"/>	U.V. 1
	ak+ H47010-	Cremonese con chiave ribalta/anta mod. Quadra R/A <i>TBT handle bolt, with key</i>	5.03 9.11
		SI <input checked="" type="checkbox"/> BI <input checked="" type="checkbox"/> WI <input checked="" type="checkbox"/>	U.V. 1

ANTI-EFFRAZIONE




▲ Articolo in esaurimento - Until stock is finished

IMMAGINE IMAGE	CODICE CODE	DESCRIZIONE e FINITURA DESCRIPTION and FINISH	PAG. PAGE																																
	H48120-	<p>Maniglia senza base, con chiave</p> <p>RC2  mod. Rondo</p> <p><i>Handle without base, with key</i></p> <table border="1"> <tr> <td>S1</td><td><input checked="" type="checkbox"/></td> <td>B1</td><td><input checked="" type="checkbox"/></td> <td>W1</td><td><input checked="" type="checkbox"/></td> <td>II</td><td>R</td> <td>R2</td><td>R</td> <td>T3</td><td>R</td> <td>T4</td><td>R</td> <td>#</td><td>R</td> </tr> <tr> <td>L1</td><td>R</td> <td>L2</td><td>R</td> <td>L3</td><td>R</td> <td>L4</td><td>R</td> <td>L5</td><td>R</td> <td>L6</td><td>R</td> <td></td><td></td> <td></td><td></td> </tr> </table>	S1	<input checked="" type="checkbox"/>	B1	<input checked="" type="checkbox"/>	W1	<input checked="" type="checkbox"/>	II	R	R2	R	T3	R	T4	R	#	R	L1	R	L2	R	L3	R	L4	R	L5	R	L6	R					<p>5.01</p> <p>9.06</p> <p>U.V. 1</p>
S1	<input checked="" type="checkbox"/>	B1	<input checked="" type="checkbox"/>	W1	<input checked="" type="checkbox"/>	II	R	R2	R	T3	R	T4	R	#	R																				
L1	R	L2	R	L3	R	L4	R	L5	R	L6	R																								
	H48121-	<p>Maniglia senza base, con chiave</p> <p>RC2  mod. Quadra</p> <p><i>Handle without base, with key</i></p> <table border="1"> <tr> <td>S1</td><td><input checked="" type="checkbox"/></td> <td>B1</td><td><input checked="" type="checkbox"/></td> <td>W1</td><td><input checked="" type="checkbox"/></td> <td>II</td><td>R</td> <td>R2</td><td>R</td> <td>T3</td><td>R</td> <td>T4</td><td>R</td> <td>#</td><td>R</td> </tr> <tr> <td>L1</td><td>R</td> <td>L2</td><td>R</td> <td>L3</td><td>R</td> <td>L4</td><td>R</td> <td>L5</td><td>R</td> <td>L6</td><td>R</td> <td></td><td></td> <td></td><td></td> </tr> </table>	S1	<input checked="" type="checkbox"/>	B1	<input checked="" type="checkbox"/>	W1	<input checked="" type="checkbox"/>	II	R	R2	R	T3	R	T4	R	#	R	L1	R	L2	R	L3	R	L4	R	L5	R	L6	R					<p>5.03</p> <p>9.06</p> <p>U.V. 1</p>
S1	<input checked="" type="checkbox"/>	B1	<input checked="" type="checkbox"/>	W1	<input checked="" type="checkbox"/>	II	R	R2	R	T3	R	T4	R	#	R																				
L1	R	L2	R	L3	R	L4	R	L5	R	L6	R																								
	H48118-	<p>Meccanismo (anta/ribalta) per maniglie senza base DIN 100</p> <p>RC2  mod. Rondo mod. Quadra</p> <p><i>Mechanism for handle without base DIN 100 (T&T)</i></p>	-																																



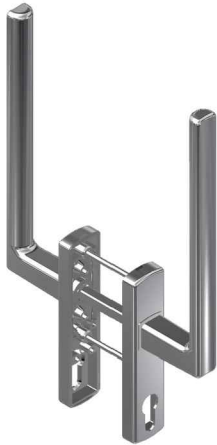

➤ MANIGLIE PER SCORREVOLI

IMMAGINE IMAGE	CODICE CODE	DESCRIZIONE e FINITURA DESCRIPTION and FINISH	PAG. PAGE
	H10102-	Maniglia ad incasso per anta secondaria <i>Recessed handle for secondary door</i>	5.06 vedi catalogo S140R <i>see S140R catalogue</i>
		SI <input checked="" type="checkbox"/> BI <input checked="" type="checkbox"/> WI <input checked="" type="checkbox"/>	U.V. 1
	H10103-	Maniglia di traino ad incasso <i>Recessed pull handle</i>	5.06 vedi catalogo S140R <i>see S140R catalogue</i>
		SI <input checked="" type="checkbox"/> BI <input checked="" type="checkbox"/> WI <input checked="" type="checkbox"/>	U.V. 1
	H19142-	Maniglia con base DISASSATA DX <i>Handle right out of alignment</i>	5.06 vedi catalogo S140R <i>see S140R catalogue</i>
		SI <input checked="" type="checkbox"/> BI <input checked="" type="checkbox"/> WI <input checked="" type="checkbox"/>	U.V. 1
	H19143-	Maniglia con base DISASSATA SX <i>Handle left out of alignment</i>	5.06 vedi catalogo S140R <i>see S140R catalogue</i>
		SI <input checked="" type="checkbox"/> BI <input checked="" type="checkbox"/> WI <input checked="" type="checkbox"/>	U.V. 1
	H19144-	Doppia maniglia con base DISASSATA <i>Double handles out of alignment</i>	5.06 vedi catalogo S140R <i>see S140R catalogue</i>
		SI <input checked="" type="checkbox"/> BI <input checked="" type="checkbox"/> WI <input checked="" type="checkbox"/>	U.V. 1












MANIGLIE PER SCORREVOLI

IMMAGINE IMAGE	CODICE CODE	DESCRIZIONE e FINITURA DESCRIPTION and FINISH	PAG. PAGE																																
	H19109-	<p>Kit maniglia senza il foro per il cilindro</p> <p style="text-align: right;">mod. Rondo</p> <p><i>Handle kit without cylinder hole</i></p> <table border="1"> <tr> <td>S1</td><td><input checked="" type="checkbox"/></td> <td>B1</td><td><input checked="" type="checkbox"/></td> <td>W1</td><td><input checked="" type="checkbox"/></td> <td>II</td><td>R</td> <td>R2</td><td><input checked="" type="checkbox"/></td> <td>T3</td><td><input checked="" type="checkbox"/></td> <td>T4</td><td>R</td> <td>#</td><td>R</td> </tr> <tr> <td>L1</td><td>R</td> <td>L2</td><td>R</td> <td>L3</td><td>R</td> <td>L4</td><td>R</td> <td>L5</td><td>R</td> <td>L6</td><td>R</td> <td></td><td></td> <td></td><td></td> </tr> </table>	S1	<input checked="" type="checkbox"/>	B1	<input checked="" type="checkbox"/>	W1	<input checked="" type="checkbox"/>	II	R	R2	<input checked="" type="checkbox"/>	T3	<input checked="" type="checkbox"/>	T4	R	#	R	L1	R	L2	R	L3	R	L4	R	L5	R	L6	R					<p>5.02</p> <p>9.21</p> <p>9.22</p> <p style="text-align: right;">U.V. 1</p>
S1	<input checked="" type="checkbox"/>	B1	<input checked="" type="checkbox"/>	W1	<input checked="" type="checkbox"/>	II	R	R2	<input checked="" type="checkbox"/>	T3	<input checked="" type="checkbox"/>	T4	R	#	R																				
L1	R	L2	R	L3	R	L4	R	L5	R	L6	R																								
	H19110-	<p>Kit maniglia con il foro per il cilindro</p> <p style="text-align: right;">mod. Rondo</p> <p><i>Handle kit with cylinder hole</i></p> <table border="1"> <tr> <td>S1</td><td><input checked="" type="checkbox"/></td> <td>B1</td><td><input checked="" type="checkbox"/></td> <td>W1</td><td><input checked="" type="checkbox"/></td> <td>II</td><td>R</td> <td>R2</td><td><input checked="" type="checkbox"/></td> <td>T3</td><td><input checked="" type="checkbox"/></td> <td>T4</td><td>R</td> <td>#</td><td>R</td> </tr> <tr> <td>L1</td><td>R</td> <td>L2</td><td>R</td> <td>L3</td><td>R</td> <td>L4</td><td>R</td> <td>L5</td><td>R</td> <td>L6</td><td>R</td> <td></td><td></td> <td></td><td></td> </tr> </table>	S1	<input checked="" type="checkbox"/>	B1	<input checked="" type="checkbox"/>	W1	<input checked="" type="checkbox"/>	II	R	R2	<input checked="" type="checkbox"/>	T3	<input checked="" type="checkbox"/>	T4	R	#	R	L1	R	L2	R	L3	R	L4	R	L5	R	L6	R					<p>5.02</p> <p>9.21</p> <p>9.22</p> <p style="text-align: right;">U.V. 1</p>
S1	<input checked="" type="checkbox"/>	B1	<input checked="" type="checkbox"/>	W1	<input checked="" type="checkbox"/>	II	R	R2	<input checked="" type="checkbox"/>	T3	<input checked="" type="checkbox"/>	T4	R	#	R																				
L1	R	L2	R	L3	R	L4	R	L5	R	L6	R																								
	H19111-	<p>Kit doppia maniglia con il foro per il cilindro</p> <p style="text-align: right;">mod. Rondo</p> <p><i>Double handles kit with cylinder hole</i></p> <p>ordinare inserto 718302</p> <table border="1"> <tr> <td>S1</td><td><input checked="" type="checkbox"/></td> <td>B1</td><td><input checked="" type="checkbox"/></td> <td>W1</td><td><input checked="" type="checkbox"/></td> <td>II</td><td>R</td> <td>R2</td><td><input checked="" type="checkbox"/></td> <td>T3</td><td><input checked="" type="checkbox"/></td> <td>T4</td><td>R</td> <td>#</td><td>R</td> </tr> <tr> <td>L1</td><td>R</td> <td>L2</td><td>R</td> <td>L3</td><td>R</td> <td>L4</td><td>R</td> <td>L5</td><td>R</td> <td>L6</td><td>R</td> <td></td><td></td> <td></td><td></td> </tr> </table>	S1	<input checked="" type="checkbox"/>	B1	<input checked="" type="checkbox"/>	W1	<input checked="" type="checkbox"/>	II	R	R2	<input checked="" type="checkbox"/>	T3	<input checked="" type="checkbox"/>	T4	R	#	R	L1	R	L2	R	L3	R	L4	R	L5	R	L6	R					<p>5.02</p> <p>9.23</p> <p style="text-align: right;">U.V. 1</p>
S1	<input checked="" type="checkbox"/>	B1	<input checked="" type="checkbox"/>	W1	<input checked="" type="checkbox"/>	II	R	R2	<input checked="" type="checkbox"/>	T3	<input checked="" type="checkbox"/>	T4	R	#	R																				
L1	R	L2	R	L3	R	L4	R	L5	R	L6	R																								

MANIGLIE PER SCORREVOLI



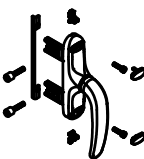
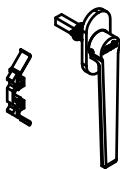
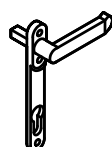
IMMAGINE IMAGE	CODICE CODE	DESCRIZIONE e FINITURA DESCRIPTION and FINISH	PAG. PAGE																																
	H19112-	<p>Kit maniglia senza il foro per il cilindro</p> <p style="text-align: right;">mod. Quadra</p> <p><i>Handle kit without cylinder hole</i></p> <table border="1"> <tr> <td>S1</td><td><input checked="" type="checkbox"/></td> <td>B1</td><td><input checked="" type="checkbox"/></td> <td>W1</td><td><input checked="" type="checkbox"/></td> <td>II</td><td>R</td> <td>R2</td><td><input checked="" type="checkbox"/></td> <td>T3</td><td><input checked="" type="checkbox"/></td> <td>T4</td><td>R</td> <td>#</td><td>R</td> </tr> <tr> <td>L1</td><td>R</td> <td>L2</td><td>R</td> <td>L3</td><td>R</td> <td>L4</td><td>R</td> <td>L5</td><td>R</td> <td>L6</td><td>R</td> <td></td><td></td> <td></td><td></td> </tr> </table>	S1	<input checked="" type="checkbox"/>	B1	<input checked="" type="checkbox"/>	W1	<input checked="" type="checkbox"/>	II	R	R2	<input checked="" type="checkbox"/>	T3	<input checked="" type="checkbox"/>	T4	R	#	R	L1	R	L2	R	L3	R	L4	R	L5	R	L6	R					<p>5.04</p> <p>9.21</p> <p>9.22</p> <p style="text-align: right;">U.V. 1</p>
S1	<input checked="" type="checkbox"/>	B1	<input checked="" type="checkbox"/>	W1	<input checked="" type="checkbox"/>	II	R	R2	<input checked="" type="checkbox"/>	T3	<input checked="" type="checkbox"/>	T4	R	#	R																				
L1	R	L2	R	L3	R	L4	R	L5	R	L6	R																								
	H19113-	<p>Kit maniglia con il foro per il cilindro</p> <p style="text-align: right;">mod. Quadra</p> <p><i>Handle kit with cylinder hole</i></p> <table border="1"> <tr> <td>S1</td><td><input checked="" type="checkbox"/></td> <td>B1</td><td><input checked="" type="checkbox"/></td> <td>W1</td><td><input checked="" type="checkbox"/></td> <td>II</td><td>R</td> <td>R2</td><td><input checked="" type="checkbox"/></td> <td>T3</td><td><input checked="" type="checkbox"/></td> <td>T4</td><td>R</td> <td>#</td><td>R</td> </tr> <tr> <td>L1</td><td>R</td> <td>L2</td><td>R</td> <td>L3</td><td>R</td> <td>L4</td><td>R</td> <td>L5</td><td>R</td> <td>L6</td><td>R</td> <td></td><td></td> <td></td><td></td> </tr> </table>	S1	<input checked="" type="checkbox"/>	B1	<input checked="" type="checkbox"/>	W1	<input checked="" type="checkbox"/>	II	R	R2	<input checked="" type="checkbox"/>	T3	<input checked="" type="checkbox"/>	T4	R	#	R	L1	R	L2	R	L3	R	L4	R	L5	R	L6	R					<p>5.04</p> <p>9.21</p> <p>9.22</p> <p style="text-align: right;">U.V. 1</p>
S1	<input checked="" type="checkbox"/>	B1	<input checked="" type="checkbox"/>	W1	<input checked="" type="checkbox"/>	II	R	R2	<input checked="" type="checkbox"/>	T3	<input checked="" type="checkbox"/>	T4	R	#	R																				
L1	R	L2	R	L3	R	L4	R	L5	R	L6	R																								
	H19114-	<p>Kit doppia maniglia con il foro per il cilindro</p> <p style="text-align: right;">mod. Quadra</p> <p><i>Double handles kit with cylinder hole</i></p> <p>ordinare inserto 718302</p> <table border="1"> <tr> <td>S1</td><td><input checked="" type="checkbox"/></td> <td>B1</td><td><input checked="" type="checkbox"/></td> <td>W1</td><td><input checked="" type="checkbox"/></td> <td>II</td><td>R</td> <td>R2</td><td><input checked="" type="checkbox"/></td> <td>T3</td><td><input checked="" type="checkbox"/></td> <td>T4</td><td>R</td> <td>#</td><td>R</td> </tr> <tr> <td>L1</td><td>R</td> <td>L2</td><td>R</td> <td>L3</td><td>R</td> <td>L4</td><td>R</td> <td>L5</td><td>R</td> <td>L6</td><td>R</td> <td></td><td></td> <td></td><td></td> </tr> </table>	S1	<input checked="" type="checkbox"/>	B1	<input checked="" type="checkbox"/>	W1	<input checked="" type="checkbox"/>	II	R	R2	<input checked="" type="checkbox"/>	T3	<input checked="" type="checkbox"/>	T4	R	#	R	L1	R	L2	R	L3	R	L4	R	L5	R	L6	R					<p>5.04</p> <p>9.23</p> <p style="text-align: right;">U.V. 1</p>
S1	<input checked="" type="checkbox"/>	B1	<input checked="" type="checkbox"/>	W1	<input checked="" type="checkbox"/>	II	R	R2	<input checked="" type="checkbox"/>	T3	<input checked="" type="checkbox"/>	T4	R	#	R																				
L1	R	L2	R	L3	R	L4	R	L5	R	L6	R																								
	H19115-	<p>Vaschetta esterna</p> <p style="text-align: right;">mod. Quadra</p> <p><i>External flush handle</i></p> <table border="1"> <tr> <td>S1</td><td><input checked="" type="checkbox"/></td> <td>B1</td><td><input checked="" type="checkbox"/></td> <td>W1</td><td><input checked="" type="checkbox"/></td> <td>II</td><td>R</td> <td>R2</td><td><input checked="" type="checkbox"/></td> <td>T3</td><td><input checked="" type="checkbox"/></td> <td>T4</td><td>R</td> <td>#</td><td>R</td> </tr> <tr> <td>L1</td><td>R</td> <td>L2</td><td>R</td> <td>L3</td><td>R</td> <td>L4</td><td>R</td> <td>L5</td><td>R</td> <td>L6</td><td>R</td> <td></td><td></td> <td></td><td></td> </tr> </table>	S1	<input checked="" type="checkbox"/>	B1	<input checked="" type="checkbox"/>	W1	<input checked="" type="checkbox"/>	II	R	R2	<input checked="" type="checkbox"/>	T3	<input checked="" type="checkbox"/>	T4	R	#	R	L1	R	L2	R	L3	R	L4	R	L5	R	L6	R					<p>5.02</p> <p>5.04</p> <p>9.22</p> <p style="text-align: right;">U.V. 1</p>
S1	<input checked="" type="checkbox"/>	B1	<input checked="" type="checkbox"/>	W1	<input checked="" type="checkbox"/>	II	R	R2	<input checked="" type="checkbox"/>	T3	<input checked="" type="checkbox"/>	T4	R	#	R																				
L1	R	L2	R	L3	R	L4	R	L5	R	L6	R																								

➤ MANIGLIE PER SCORREVOLI







IMMAGINE IMAGE	CODICE CODE	DESCRIZIONE e FINITURA DESCRIPTION and FINISH	PAG. PAGE																																
	H19151-	<p>Vaschetta esterna</p> <p style="text-align: right;">mod. Linea</p> <p>External flush handle </p> <table border="1"> <tr> <td>S1</td><td><input checked="" type="checkbox"/></td> <td>B1</td><td><input checked="" type="checkbox"/></td> <td>W1</td><td><input checked="" type="checkbox"/></td> <td>II</td><td>R</td> <td>R2</td><td>R</td> <td>T3</td><td><input checked="" type="checkbox"/></td> <td>T4</td><td>R</td> <td>#</td><td>R</td> </tr> <tr> <td>L1</td><td><input checked="" type="checkbox"/></td> <td>L2</td><td>R</td> <td>L3</td><td><input checked="" type="checkbox"/></td> <td>L4</td><td>R</td> <td>L5</td><td><input checked="" type="checkbox"/></td> <td>L6</td><td><input checked="" type="checkbox"/></td> <td></td><td></td> <td></td><td></td> </tr> </table>	S1	<input checked="" type="checkbox"/>	B1	<input checked="" type="checkbox"/>	W1	<input checked="" type="checkbox"/>	II	R	R2	R	T3	<input checked="" type="checkbox"/>	T4	R	#	R	L1	<input checked="" type="checkbox"/>	L2	R	L3	<input checked="" type="checkbox"/>	L4	R	L5	<input checked="" type="checkbox"/>	L6	<input checked="" type="checkbox"/>					<p>5.05</p> <p>9.22</p> <p>U.V. 1</p>
S1	<input checked="" type="checkbox"/>	B1	<input checked="" type="checkbox"/>	W1	<input checked="" type="checkbox"/>	II	R	R2	R	T3	<input checked="" type="checkbox"/>	T4	R	#	R																				
L1	<input checked="" type="checkbox"/>	L2	R	L3	<input checked="" type="checkbox"/>	L4	R	L5	<input checked="" type="checkbox"/>	L6	<input checked="" type="checkbox"/>																								
	H19152-	<p>Kit maniglia senza il foro per il cilindro</p> <p style="text-align: right;">mod. Linea</p> <p>Handle kit without cylinder hole  </p> <table border="1"> <tr> <td>S1</td><td><input checked="" type="checkbox"/></td> <td>B1</td><td><input checked="" type="checkbox"/></td> <td>W1</td><td><input checked="" type="checkbox"/></td> <td>II</td><td>R</td> <td>R2</td><td>R</td> <td>T3</td><td><input checked="" type="checkbox"/></td> <td>T4</td><td>R</td> <td>#</td><td>R</td> </tr> <tr> <td>L1</td><td><input checked="" type="checkbox"/></td> <td>L2</td><td>R</td> <td>L3</td><td><input checked="" type="checkbox"/></td> <td>L4</td><td>R</td> <td>L5</td><td><input checked="" type="checkbox"/></td> <td>L6</td><td><input checked="" type="checkbox"/></td> <td></td><td></td> <td></td><td></td> </tr> </table>	S1	<input checked="" type="checkbox"/>	B1	<input checked="" type="checkbox"/>	W1	<input checked="" type="checkbox"/>	II	R	R2	R	T3	<input checked="" type="checkbox"/>	T4	R	#	R	L1	<input checked="" type="checkbox"/>	L2	R	L3	<input checked="" type="checkbox"/>	L4	R	L5	<input checked="" type="checkbox"/>	L6	<input checked="" type="checkbox"/>					<p>5.05</p> <p>9.21</p> <p>9.22</p> <p>U.V. 1</p>
S1	<input checked="" type="checkbox"/>	B1	<input checked="" type="checkbox"/>	W1	<input checked="" type="checkbox"/>	II	R	R2	R	T3	<input checked="" type="checkbox"/>	T4	R	#	R																				
L1	<input checked="" type="checkbox"/>	L2	R	L3	<input checked="" type="checkbox"/>	L4	R	L5	<input checked="" type="checkbox"/>	L6	<input checked="" type="checkbox"/>																								
	H19153-	<p>Kit maniglia con il foro per il cilindro</p> <p style="text-align: right;">mod. Linea</p> <p>Handle kit with cylinder hole  </p> <table border="1"> <tr> <td>S1</td><td><input checked="" type="checkbox"/></td> <td>B1</td><td><input checked="" type="checkbox"/></td> <td>W1</td><td><input checked="" type="checkbox"/></td> <td>II</td><td>R</td> <td>R2</td><td>R</td> <td>T3</td><td><input checked="" type="checkbox"/></td> <td>T4</td><td>R</td> <td>#</td><td>R</td> </tr> <tr> <td>L1</td><td><input checked="" type="checkbox"/></td> <td>L2</td><td>R</td> <td>L3</td><td><input checked="" type="checkbox"/></td> <td>L4</td><td>R</td> <td>L5</td><td><input checked="" type="checkbox"/></td> <td>L6</td><td><input checked="" type="checkbox"/></td> <td></td><td></td> <td></td><td></td> </tr> </table>	S1	<input checked="" type="checkbox"/>	B1	<input checked="" type="checkbox"/>	W1	<input checked="" type="checkbox"/>	II	R	R2	R	T3	<input checked="" type="checkbox"/>	T4	R	#	R	L1	<input checked="" type="checkbox"/>	L2	R	L3	<input checked="" type="checkbox"/>	L4	R	L5	<input checked="" type="checkbox"/>	L6	<input checked="" type="checkbox"/>					<p>5.05</p> <p>9.21</p> <p>9.22</p> <p>U.V. 1</p>
S1	<input checked="" type="checkbox"/>	B1	<input checked="" type="checkbox"/>	W1	<input checked="" type="checkbox"/>	II	R	R2	R	T3	<input checked="" type="checkbox"/>	T4	R	#	R																				
L1	<input checked="" type="checkbox"/>	L2	R	L3	<input checked="" type="checkbox"/>	L4	R	L5	<input checked="" type="checkbox"/>	L6	<input checked="" type="checkbox"/>																								
	H19154-	<p>Kit doppia maniglia con il foro per il cilindro</p> <p style="text-align: right;">mod. Linea</p> <p>Double handles kit with cylinder hole</p> <p>ordinare inserto 718302  </p> <table border="1"> <tr> <td>S1</td><td><input checked="" type="checkbox"/></td> <td>B1</td><td><input checked="" type="checkbox"/></td> <td>W1</td><td><input checked="" type="checkbox"/></td> <td>II</td><td>R</td> <td>R2</td><td>R</td> <td>T3</td><td><input checked="" type="checkbox"/></td> <td>T4</td><td>R</td> <td>#</td><td>R</td> </tr> <tr> <td>L1</td><td><input checked="" type="checkbox"/></td> <td>L2</td><td>R</td> <td>L3</td><td><input checked="" type="checkbox"/></td> <td>L4</td><td>R</td> <td>L5</td><td><input checked="" type="checkbox"/></td> <td>L6</td><td><input checked="" type="checkbox"/></td> <td></td><td></td> <td></td><td></td> </tr> </table>	S1	<input checked="" type="checkbox"/>	B1	<input checked="" type="checkbox"/>	W1	<input checked="" type="checkbox"/>	II	R	R2	R	T3	<input checked="" type="checkbox"/>	T4	R	#	R	L1	<input checked="" type="checkbox"/>	L2	R	L3	<input checked="" type="checkbox"/>	L4	R	L5	<input checked="" type="checkbox"/>	L6	<input checked="" type="checkbox"/>					<p>5.05</p> <p>9.23</p> <p>U.V. 1</p>
S1	<input checked="" type="checkbox"/>	B1	<input checked="" type="checkbox"/>	W1	<input checked="" type="checkbox"/>	II	R	R2	R	T3	<input checked="" type="checkbox"/>	T4	R	#	R																				
L1	<input checked="" type="checkbox"/>	L2	R	L3	<input checked="" type="checkbox"/>	L4	R	L5	<input checked="" type="checkbox"/>	L6	<input checked="" type="checkbox"/>																								

➤ MANIGLIE PER SCORREVOLI E PORTE

▲ Articolo in esaurimento - *Until stock is finished*



IMMAGINE IMAGE	CODICE CODE	DESCRIZIONE e FINITURA DESCRIPTION and FINISH	PAG. PAGE
	▲ H03104-	Maniglia dx per scorrevole 67CL <i>RH handle for sliding</i> SI <input type="checkbox"/> R <input checked="" type="checkbox"/> BI <input checked="" type="checkbox"/> WI <input checked="" type="checkbox"/>	5.07 U.V. 1
	▲ H03105-	Maniglia sx per scorrevole 67CL <i>LH handle for sliding</i> SI <input type="checkbox"/> R <input checked="" type="checkbox"/> BI <input checked="" type="checkbox"/> WI <input checked="" type="checkbox"/>	5.07 U.V. 1
	71905	Cremonese per apertura esterna 45P <i>Outward opening windows handle bolt</i> 1 <input checked="" type="checkbox"/> 5 <input checked="" type="checkbox"/> 7 R <input type="checkbox"/> 8 <input checked="" type="checkbox"/>	vedi catalogo 45P <i>see 45P catalogue</i> U.V. 1
	71959	Maniglia ribassata per cremonese ad incasso 717801 45V <i>Reduced handle for 717801 bidirectional built-in handle bolt</i> 1 <input type="checkbox"/> R <input type="checkbox"/> 4 R <input type="checkbox"/> 5 <input checked="" type="checkbox"/> 8 <input checked="" type="checkbox"/>	vedi catalogo 45V <i>see 45V catalogue</i> U.V. 1
	74238	Maniglia in nylon per serratura 45P <i>Nylon handle for lock</i> 5 <input checked="" type="checkbox"/>	vedi catalogo 45P <i>see 45P catalogue</i> U.V. 1

➤ ARTICOLI SUPERATI - PER SOLA RICAMBISTICA

IMMAGINE IMAGE	CODICE CODE	DESCRIZIONE e FINITURA DESCRIPTION and FINISH	PAG. PAGE
	cava K ▲ H48010-	Cremonese monodirezionale mod. Rondo Monodirectional handle bolt SI <input checked="" type="checkbox"/> BI <input checked="" type="checkbox"/> WI <input checked="" type="checkbox"/> II R R2 R T3 R # R	9.57
	cava K ▲ H48011-	Cremonese monodirezionale mod. Quadra Monodirectional handle bolt SI <input checked="" type="checkbox"/> BI <input checked="" type="checkbox"/> WI <input checked="" type="checkbox"/> II R R2 R T3 R # R	9.57
	cava K ▲ H48014-	Cremonese monodirezionale con chiave mod. Rondo Monodirectional handle bolt with key SI <input checked="" type="checkbox"/> BI <input checked="" type="checkbox"/> WI <input checked="" type="checkbox"/> # R	9.57
	cava K ▲ H48015-	Cremonese monodirezionale con chiave mod. Quadra Monodirectional handle bolt with key SI R BI R WI R # R	9.57
	▲ H48008-	Cremonese bidirezionale mod. Rondo Bidirectional Handle bolt SI <input checked="" type="checkbox"/> BI <input checked="" type="checkbox"/> WI <input checked="" type="checkbox"/> II R R2 R T3 R # R	9.58 9.59
	▲ H48009-	Cremonese bidirezionale mod. Quadra Bidirectional Handle bolt SI <input checked="" type="checkbox"/> BI <input checked="" type="checkbox"/> WI <input checked="" type="checkbox"/> II R R2 R T3 R # R	9.58 9.59

MANIGLIE
HANDLES

➤ ARTICOLI SUPERATI - PER SOLA RICAMBISTICA

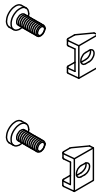
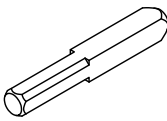
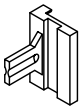
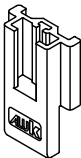

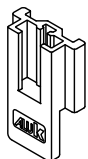
IMMAGINE IMAGE		CODICE CODE	DESCRIZIONE e FINITURA DESCRIPTION and FINISH	PAG. PAGE
	cava K	▲ H48039-	Cremonese con chiave ribalta/anta mod. Rondo <i>TBT handle bolt, with key</i> <input type="checkbox"/> SI <input checked="" type="checkbox"/> BI <input checked="" type="checkbox"/> WI <input checked="" type="checkbox"/>	9.57
	cava K	▲ H48040-	Cremonese con chiave ribalta/anta mod. Quadra <i>TBT handle bolt, with key</i> <input type="checkbox"/> SI <input checked="" type="checkbox"/> BI <input checked="" type="checkbox"/> WI <input checked="" type="checkbox"/>	9.57

Accessori

Accessory index

ACCESSORI

▲ Articolo in esaurimento - *Until stock is finished*

IMMAGINE IMAGE	CODICE CODE	DESCRIZIONE DESCRIPTION	PAG. PAGE
	H43502	Kit fissaggio cremonesi <i>Kit to fix handles bolt</i>	09.11 U.V. 10
	▲ H43900	Perno quadro adattatore 7mm per maniglie interasse 43mm <i>Adaptor 7mm square for 43mm handle</i>	09.56 U.V. 10
	H47800	Forcella per sporgere <i>Fork for project window</i>	09.12 U.V. 5
	▲ H47911	Adattatore per collegare l'asta K1450 all'H48108 <i>AK gearbox connector for IW rod K1450</i>	09.07 09.52 U.V. 2
	▲ H48108	Cremonese ad incasso monodirezionale <i>Monodirectional built-in handle bolt</i>	09.51 09.52 09.53 09.54 09.55 09.56 U.V. 1
	▲ H48626	ak⁺ Connettore per cremon. incassata per asta N48900 <i>N48900 gearbox connector</i>	09.07 U.V. 2

ACCESSORI
ACCESSORIES

ACCESSORI

▲ Articolo in esaurimento - Until stock is finished

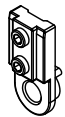

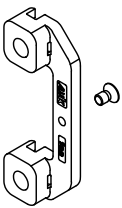
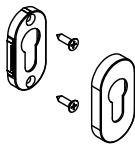
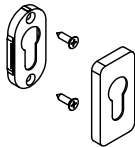

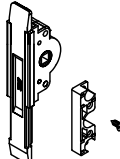
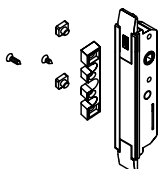
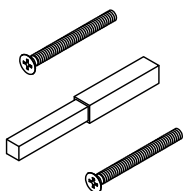

IMMAGINE IMAGE	CODICE CODE	DESCRIZIONE DESCRIPTION	PAG. PAGE																																
	▲ H48902	Connettore per aste aK Connector for aK rod	09.60 U.V. 20																																
	H48119	Cremonese ad incasso 22/43 mm Gearbox 22/43 mm	aK+ 09.01 09.02 09.03 09.04 09.05 U.V. 1																																
	H48948	Spessore cremonese incassata 9 mm Gearbox spacer	aK+ 09.01 09.02 U.V. 1																																
	H59710-	Rosetta per cilindro Cover for cylinder	mod. Rondo 5.01 U.V. 1																																
		<table border="1"> <tr> <td>S1</td><td><input checked="" type="checkbox"/></td> <td>B1</td><td><input checked="" type="checkbox"/></td> <td>W1</td><td><input checked="" type="checkbox"/></td> <td>II</td><td>R</td> <td>R2</td><td><input checked="" type="checkbox"/></td> <td>T3</td><td><input checked="" type="checkbox"/></td> <td>T4</td><td>R</td> <td>#</td><td>R</td> </tr> <tr> <td>L1</td><td>R</td> <td>L2</td><td>R</td> <td>L3</td><td>R</td> <td>L4</td><td>R</td> <td>L5</td><td>R</td> <td>L6</td><td>R</td> <td></td><td></td> <td></td><td></td> </tr> </table>	S1	<input checked="" type="checkbox"/>	B1	<input checked="" type="checkbox"/>	W1	<input checked="" type="checkbox"/>	II	R	R2	<input checked="" type="checkbox"/>	T3	<input checked="" type="checkbox"/>	T4	R	#	R	L1	R	L2	R	L3	R	L4	R	L5	R	L6	R					
S1	<input checked="" type="checkbox"/>	B1	<input checked="" type="checkbox"/>	W1	<input checked="" type="checkbox"/>	II	R	R2	<input checked="" type="checkbox"/>	T3	<input checked="" type="checkbox"/>	T4	R	#	R																				
L1	R	L2	R	L3	R	L4	R	L5	R	L6	R																								
	H59711-	Rosetta per cilindro Cover for cylinder	mod. Quadra 5.03 U.V. 1																																
		<table border="1"> <tr> <td>S1</td><td><input checked="" type="checkbox"/></td> <td>B1</td><td><input checked="" type="checkbox"/></td> <td>W1</td><td><input checked="" type="checkbox"/></td> <td>II</td><td>R</td> <td>R2</td><td><input checked="" type="checkbox"/></td> <td>T3</td><td><input checked="" type="checkbox"/></td> <td>T4</td><td>R</td> <td>#</td><td>R</td> </tr> <tr> <td>L1</td><td>R</td> <td>L2</td><td>R</td> <td>L3</td><td>R</td> <td>L4</td><td>R</td> <td>L5</td><td>R</td> <td>L6</td><td>R</td> <td></td><td></td> <td></td><td></td> </tr> </table>	S1	<input checked="" type="checkbox"/>	B1	<input checked="" type="checkbox"/>	W1	<input checked="" type="checkbox"/>	II	R	R2	<input checked="" type="checkbox"/>	T3	<input checked="" type="checkbox"/>	T4	R	#	R	L1	R	L2	R	L3	R	L4	R	L5	R	L6	R					
S1	<input checked="" type="checkbox"/>	B1	<input checked="" type="checkbox"/>	W1	<input checked="" type="checkbox"/>	II	R	R2	<input checked="" type="checkbox"/>	T3	<input checked="" type="checkbox"/>	T4	R	#	R																				
L1	R	L2	R	L3	R	L4	R	L5	R	L6	R																								

IMMAGINE IMAGE	CODICE CODE	DESCRIZIONE DESCRIPTION	PAG. PAGE									
	70840	<table border="0"> <tr> <td>1</td> <td>R</td> <td rowspan="4">Placca esterna fissaggio maniglia IW-SCparallelo (usare con 718300)</td> </tr> <tr> <td>5</td> <td>R</td> </tr> <tr> <td>8</td> <td>R</td> </tr> <tr> <td>#</td> <td>R</td> </tr> </table> <p>Outer plate for handle fixing (use with 718300)</p>	1	R	Placca esterna fissaggio maniglia IW-SCparallelo (usare con 718300)	5	R	8	R	#	R	- U.V. 1
1	R	Placca esterna fissaggio maniglia IW-SCparallelo (usare con 718300)										
5	R											
8	R											
#	R											
	▲ 717800	<p>Cremonese ad incasso monodirezionale</p> <p>Monodirectional built-in handle bolt</p>	09.60 09.61 U.V. 1									
	717801	<p>Cremonese ad incasso bidirezionale</p> <p>Bidirectional built-in handle bolt</p>	09.24 09.62 U.V. 1									
	718300	<p>Kit viti e perno per serie IW-SCparallelo</p> <p>Kit pin and screws for IW-SCparallelo series</p>	- U.V. 1									
	718302	<p>Inserto filettato per fissaggio maniglia su scorrevoli alzanti</p> <p>Threaded insert to fixing handle on lift and slide opening</p>	09.21 09.23 U.V. 10									

➤ PERNI PER PORTE

IMMAGINE IMAGE	CODICE CODE	DESCRIZIONE DESCRIPTION	PAG. PAGE
	718581	Quadro per maniglia su tripla battuta 8x150 mm <i>Pin for handle on triple rebate</i>	- U.V. 1
	H59910	Perno quadro per maniglie per porte 8x130 mm <i>Square pivot for door handle</i>	- U.V. 1
	H59917	Perno quadro per maniglie per porte D67 8x135 mm <i>Square pivot for door handle</i>	- U.V. 1
	H59929	Perno quadro per maniglie per porte D77 8x145 mm <i>Square pivot for door handle</i>	- U.V. 1

Sinottico maniglie

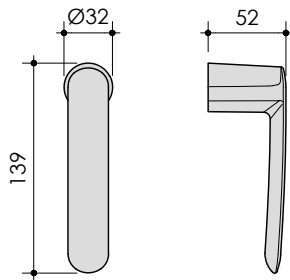
Handles Synoptic

SINOTTICO MANIGLIE

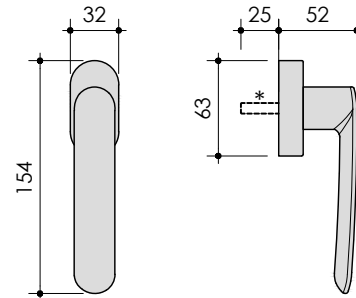
▲ Articolo in esaurimento - *Until stock is finished*

mod. RONDO

H48103(..)
▲ H48113(..)
H48120(..)

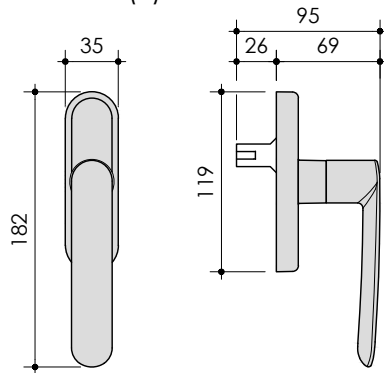


H43121(..)
H43123(..)

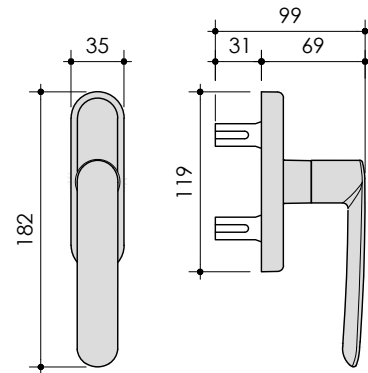


* Meccanismo fornito a parte / *Mechanism supplied separately*

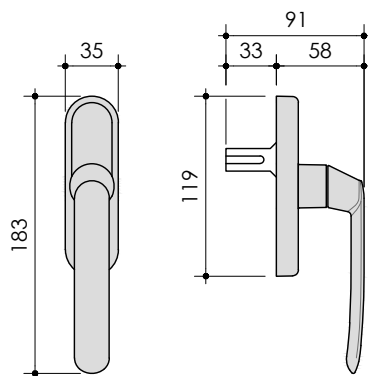
H47000(..) ▲ H48010(..)
H47002(..) ▲ H48014(..)
H47009(..) ▲ H48039(..)



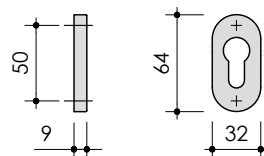
▲ H48008(..)



H48030(..)



H59710(..) ▲ H59708(..)

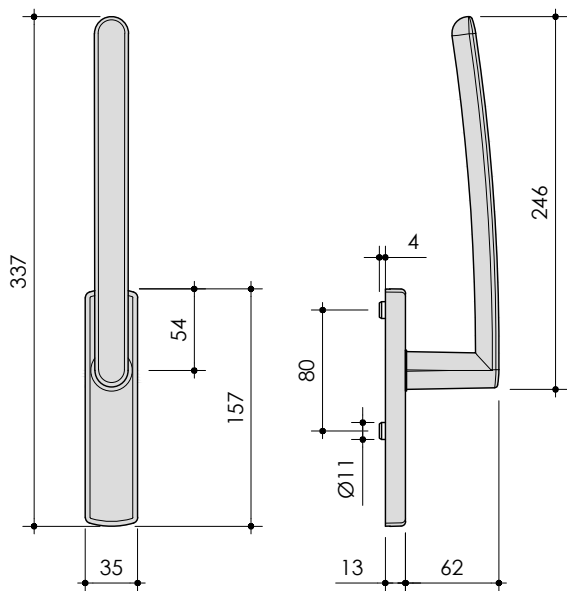


SINOTTICO MANIGLIE
HANDLES SYNOPTIC

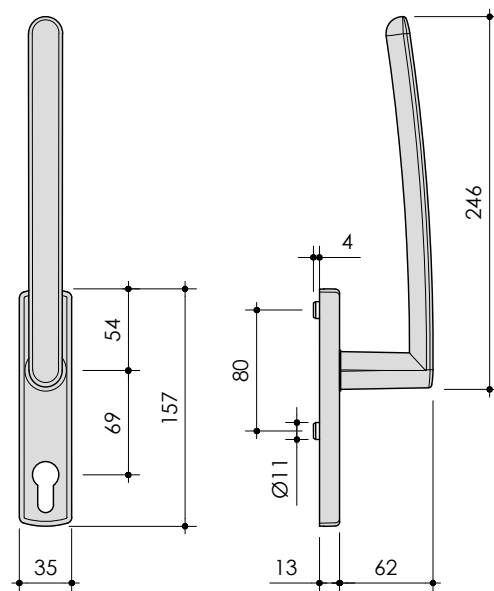
▶ SINOTTICO MANIGLIE

mod. RONDO

H19109(..)

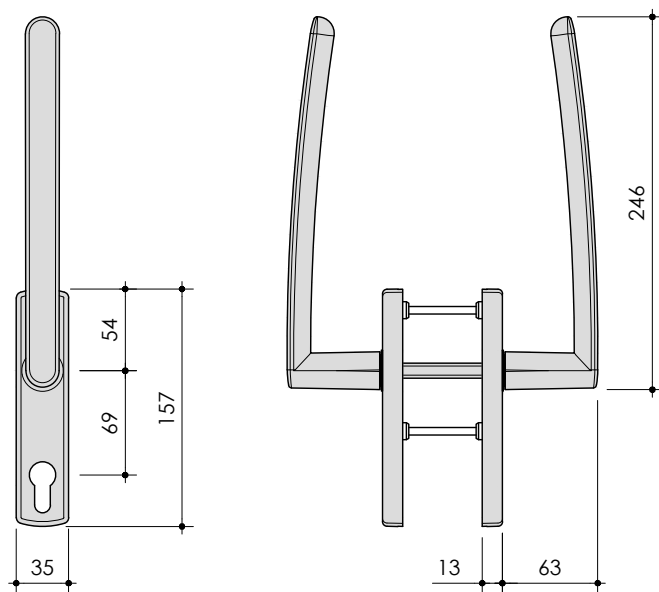


H19110(..)

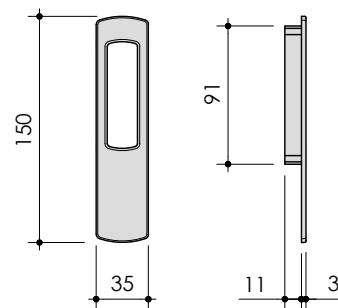


H19111(..)

art. 718302 non incluso nella confezione / not included

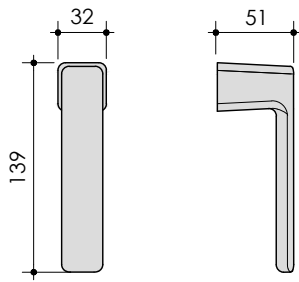


H19115(..)

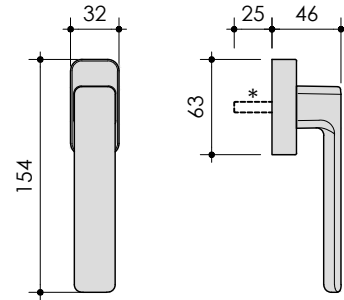


mod. QUADRA

- H48104(..)
- ▲ H48114(..)
- H48121(..)
- H59119(..)

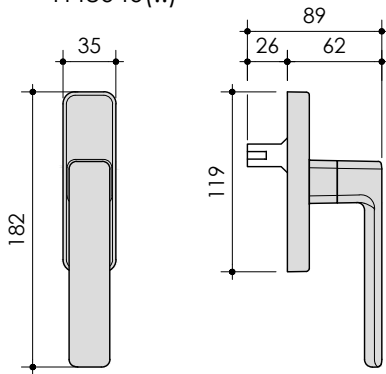


- H43122(..)
- H43124(..)

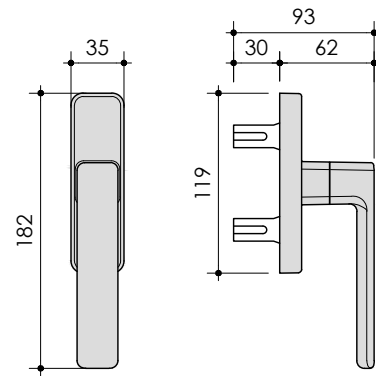


* Meccanismo fornito a parte / *Mechanism supplied separately*

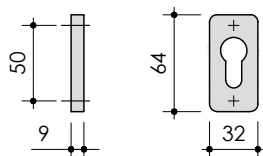
- H47001(..) ▲ H48011(..)
- H47003(..) ▲ H48015(..)
- H47010(..) ▲ H48040(..)



- ▲ H48009(..)



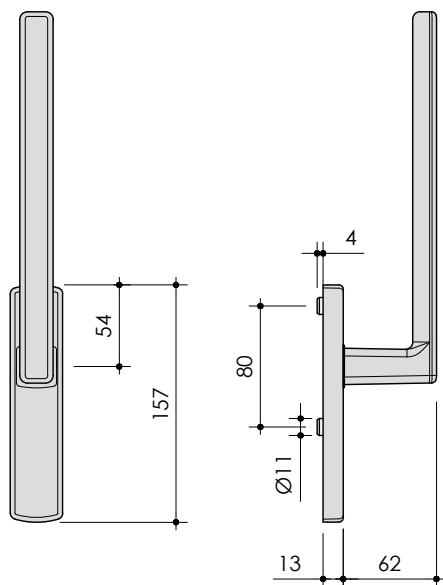
- H59711(..) ▲ H59709(..)



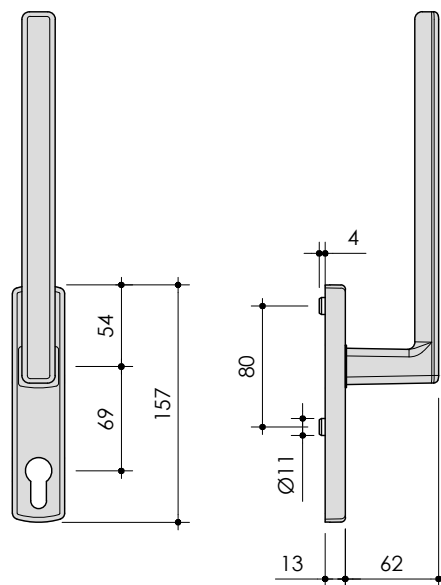
SINOTTICO MANIGLIE

mod. QUADRA

H19112(..)

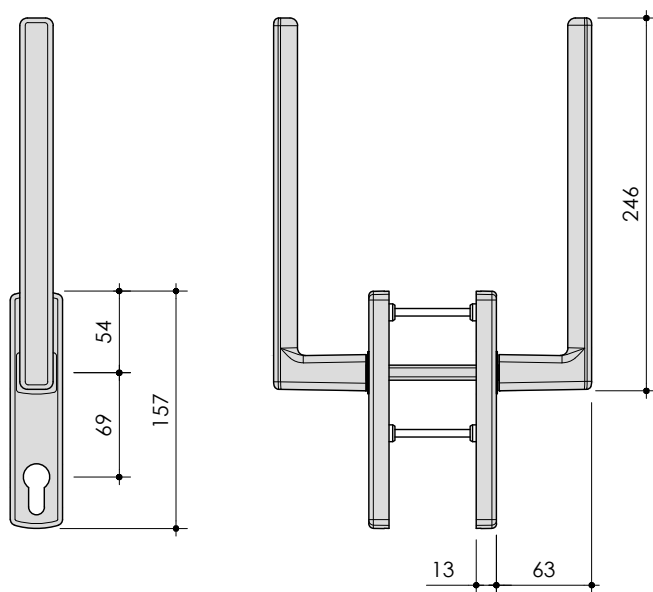


H19113(..)

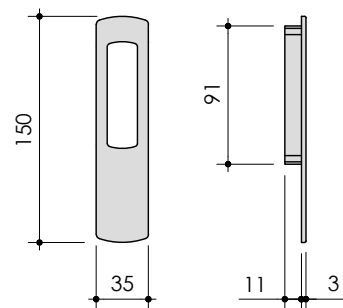


H19114(..)

art. 718302 non incluso nella confezione / not included



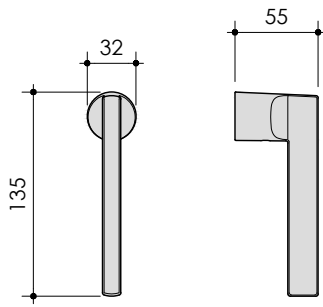
H19115(..)



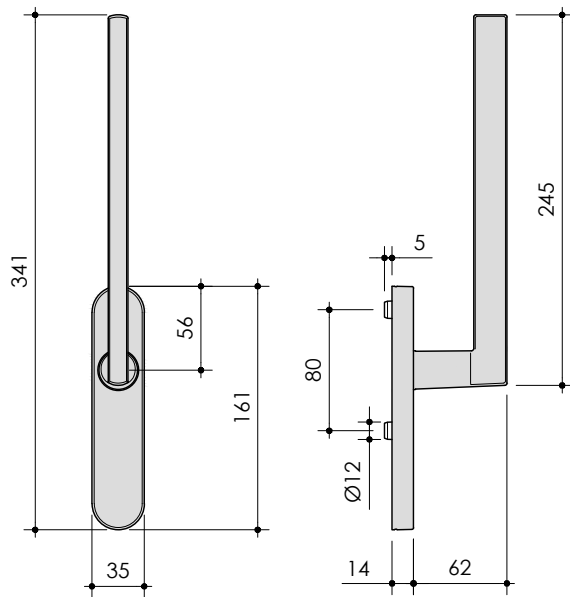
SINOTTICO MANIGLIE

mod. LINEA

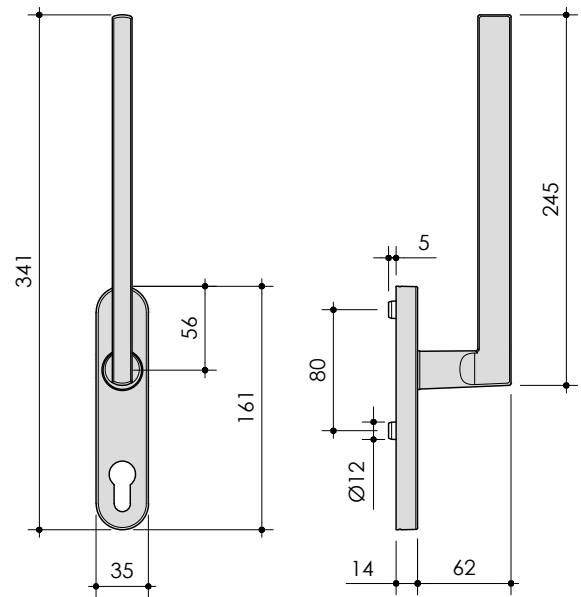
H48125(..)



H19152(..)

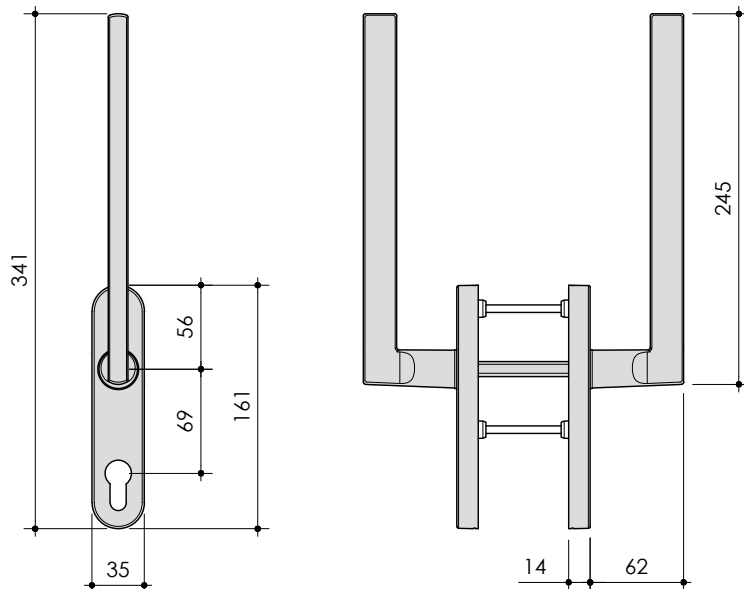


H19153(..)

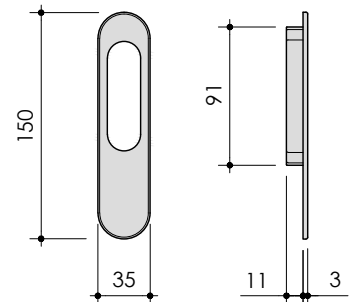


H19154(..)

art. 718302 non incluso nella confezione / not included



H19151(..)

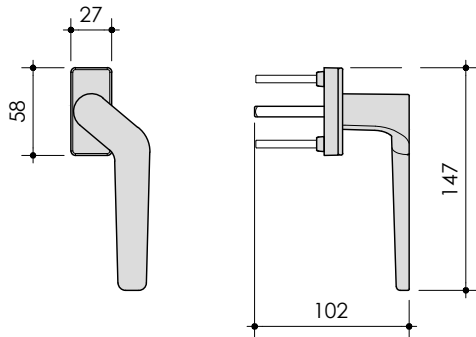


SINOTTICO MANIGLIE
HANDLES SYNOPTIC

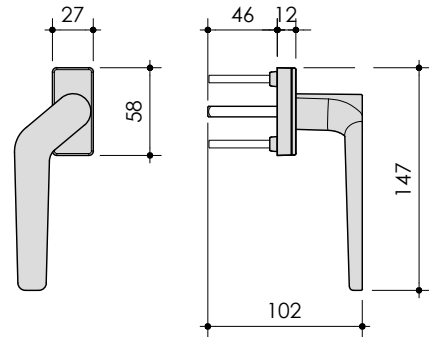
▶ SINOTTICO MANIGLIE

S140R

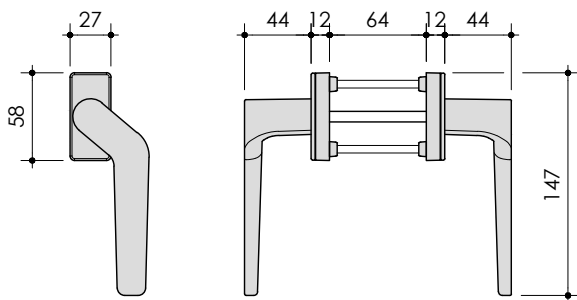
H19142(..)



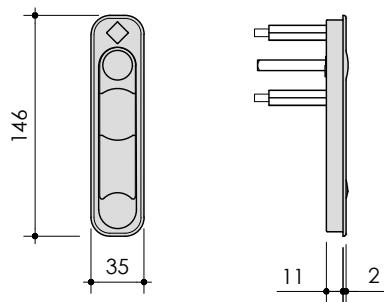
H19143(..)



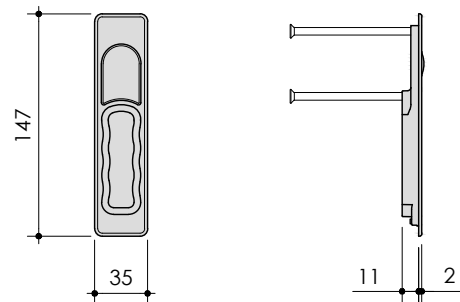
H19144(..)



H10102(..)



H10103(..)

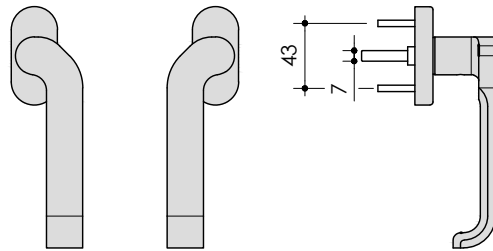


SINOTTICO MANIGLIE

▲ Articolo in esaurimento - *Until stock is finished*

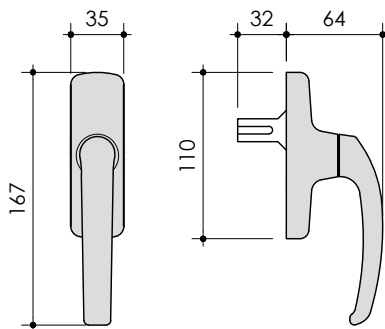
mod. Disassato

- ▲ H03104(..)
- ▲ H03105(..)







mod. Softline

H47004(..)



Lavorazioni
e assemblaggio
Machinings & assembly

FERRAMENTA / HARDWARE

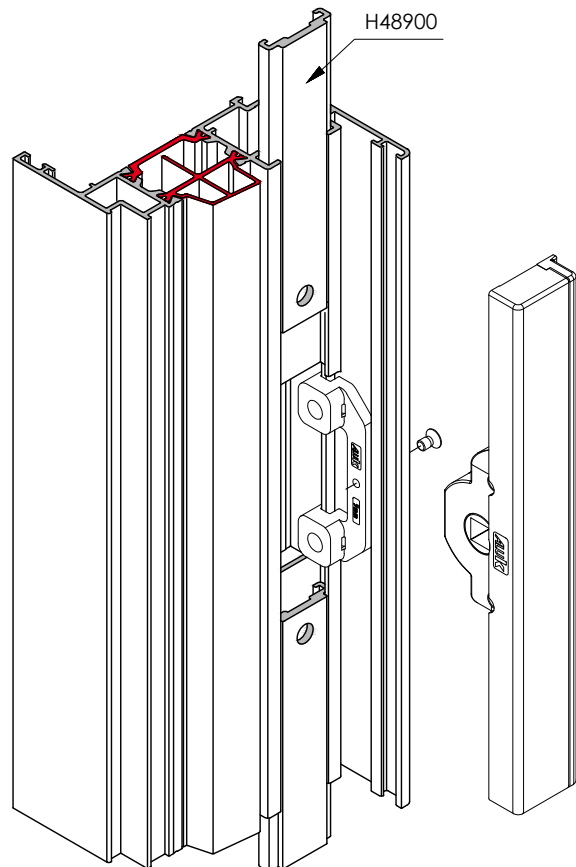
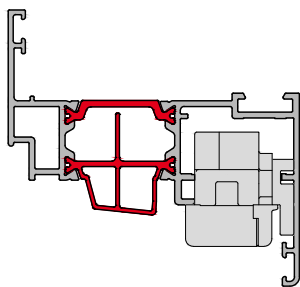
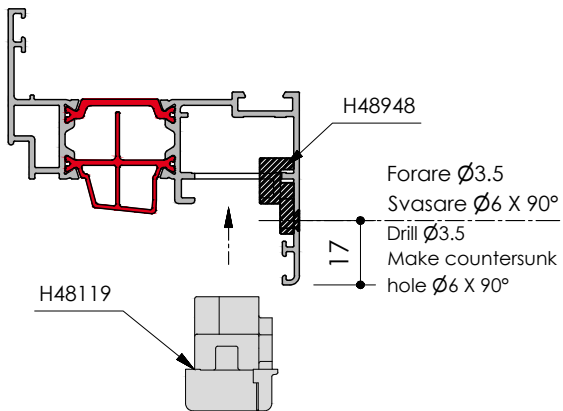
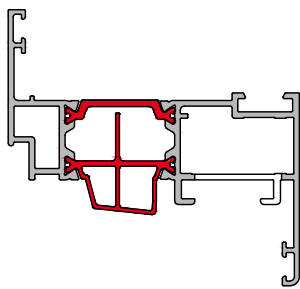
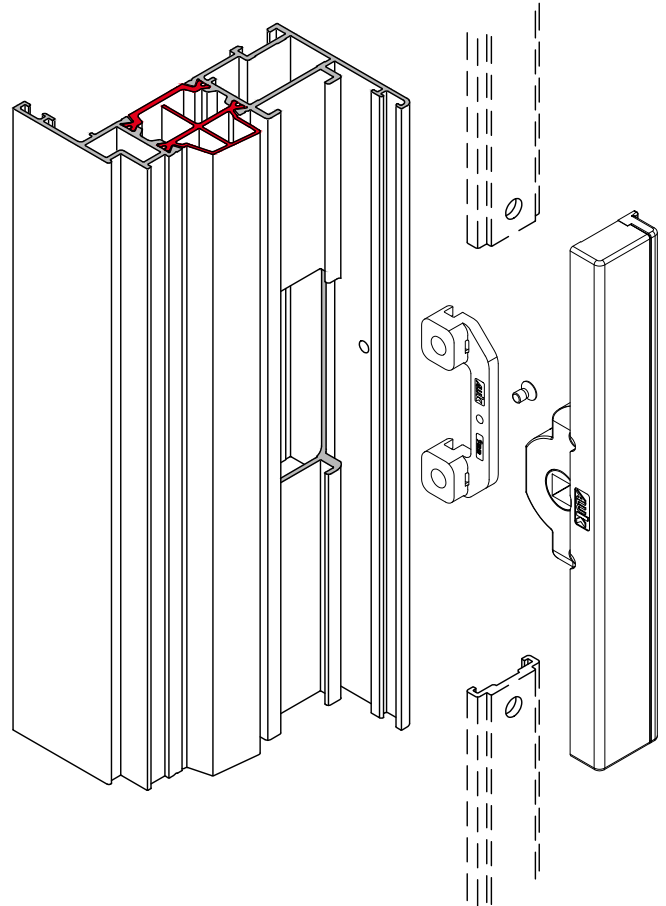
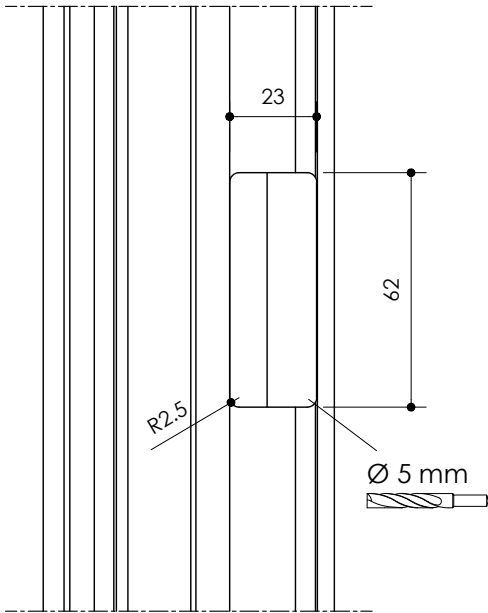
	aK ⁺		K	IW
	 N48900	 K1450	 Aste telescopiche Telescopic rods	 K1450
H48119	✓	✓	X	X
● H48108	● +H48626	● +H47911	●	● +H47911

GESTIONE / MANAGEMENT

✓	Disponibile Available
R	A richiesta, verificare lotto minimo e tempistiche On request, check delivery times and minimum order
●	Articolo in esaurimento Until stock is finished
X	Non disponibile Not available

➤ H48119 - LAVORAZIONE DEL PROFILO
H48119 - PROFILE MACHINING

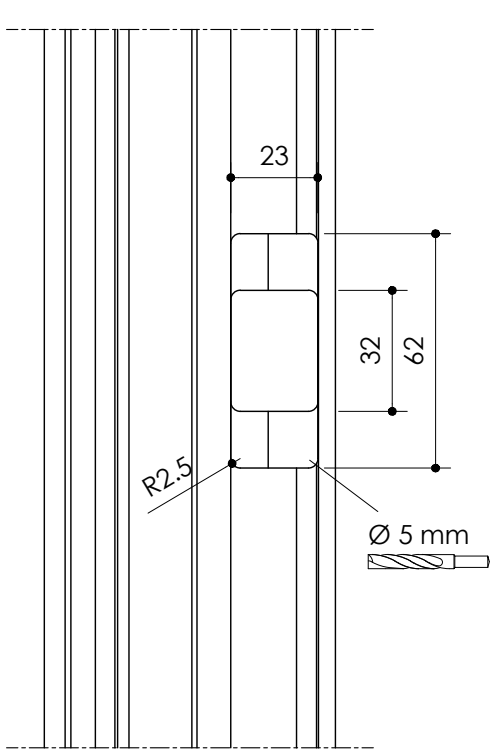
αK ⁺	K	IW
●		



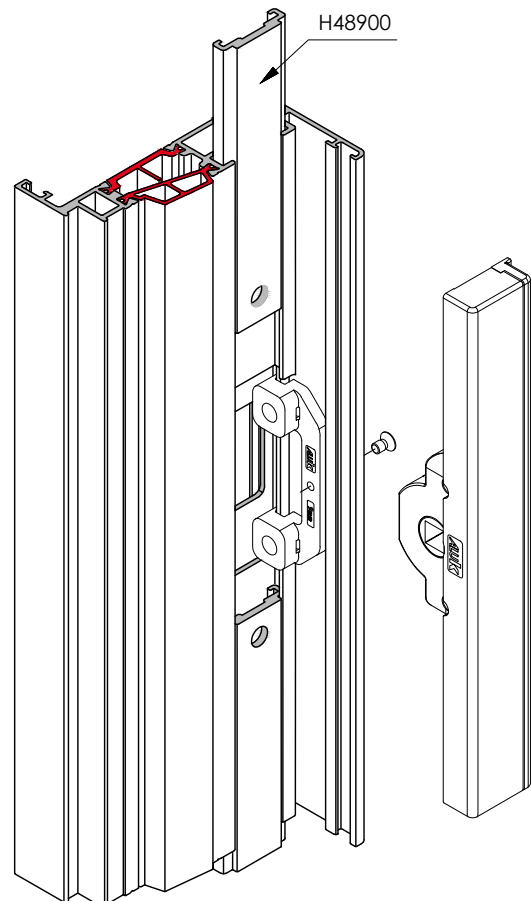
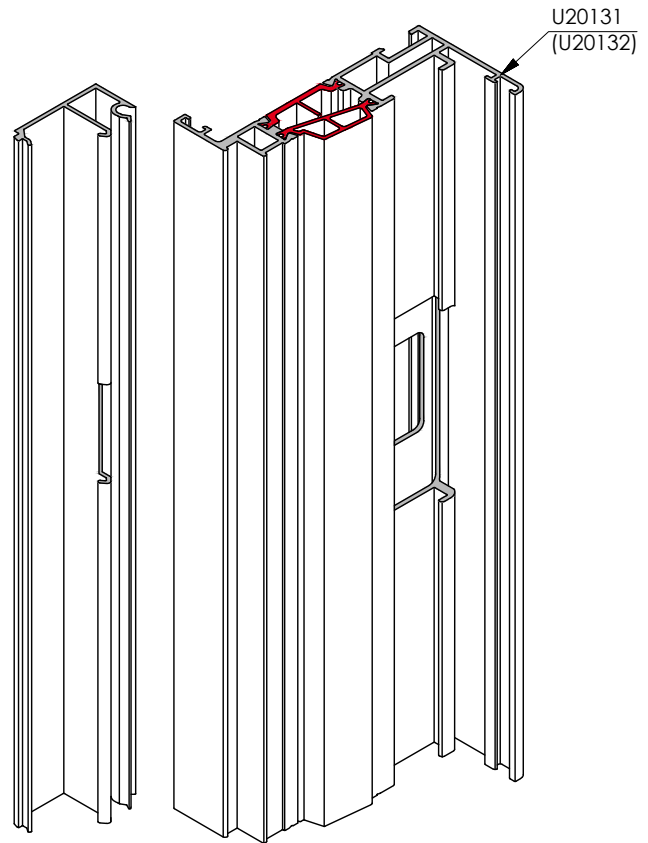
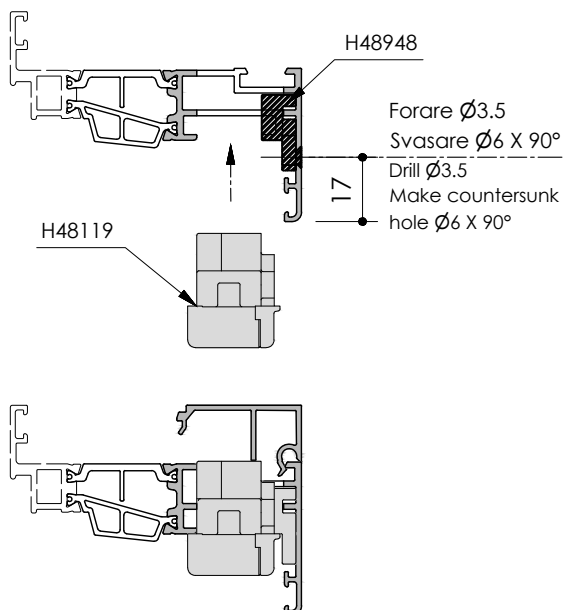
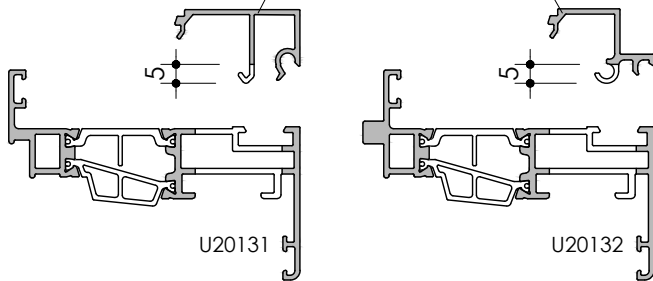
LAVORAZIONE ASSEMBLAGGIO
MACHININGS AND ASSEMBLINGS

➤ H48119 - LAVORAZIONE DEL PROFILO C67K-M
 H48119 - C67K-M PROFILE MACHINING

αK ⁺	K	IW
●		


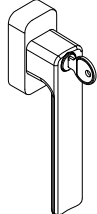
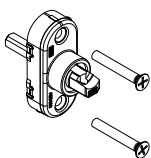
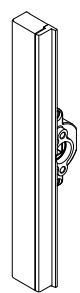


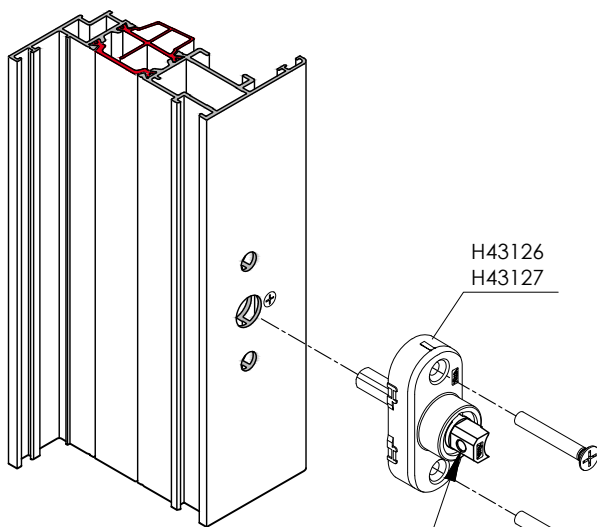
Asportare per circa 32 mm
 in corrispondenza dell'asse maniglia
 Remove approximately 32 mm at the handle axis



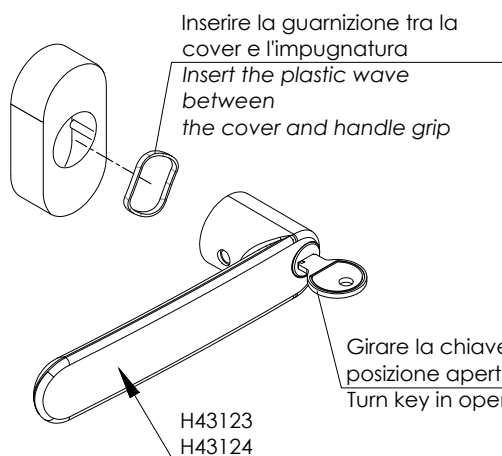
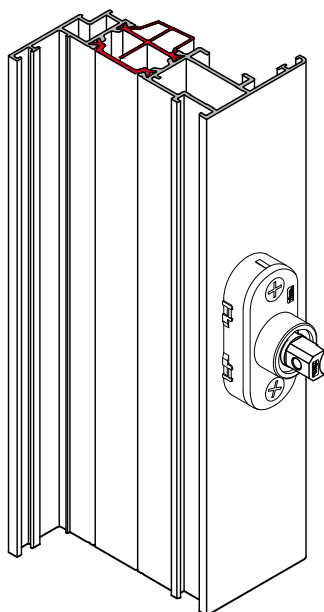
► LAVORAZIONE E MONTAGGIO MANIGLIE CON BASE, CON CHIAVE
HANDLES WITHOUT BASE, WITH KEY MACHINING & ASSEMBLING

aK ⁺	K	IW
●		

mod. Rondo H43123(..) 	mod. Quadra H43124(..) 	H43126 (T&T) H43127 (TBT) 	H48119 
1 pezzo		1 pezzo	1 pezzo

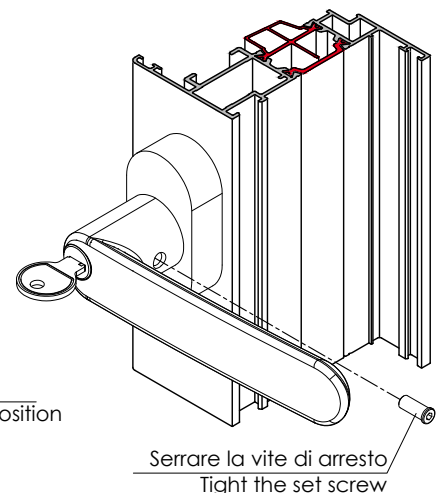


Ruotare il meccanismo e orientare il foro sul lato del pannello di vetro
Rotate the mechanism and orient the hole in glass panel side

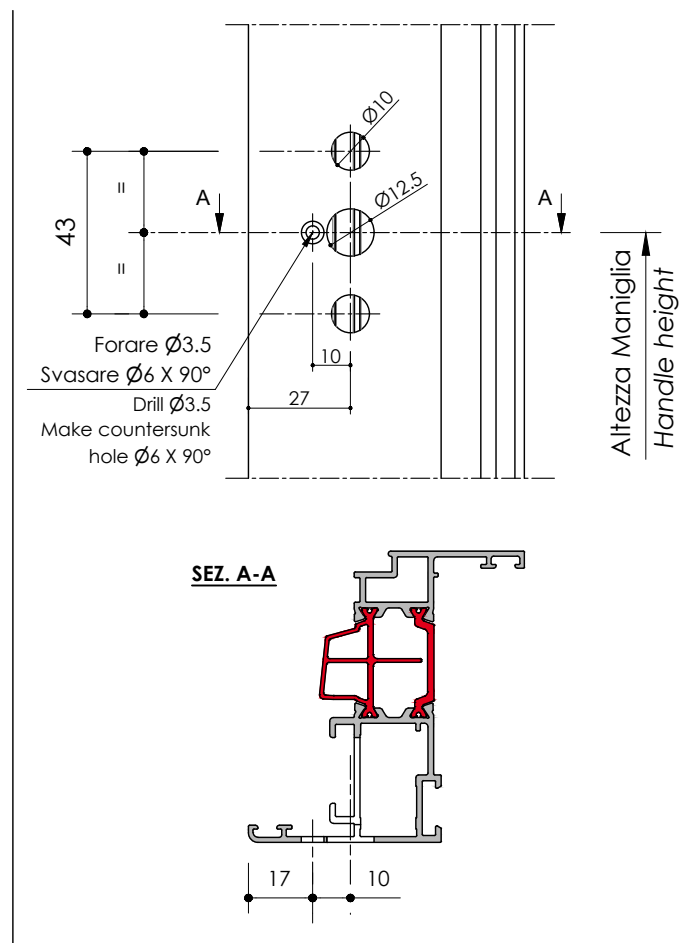


Inserire la guarnizione tra la cover e l'impugnatura
Insert the plastic wave between the cover and handle grip

Girare la chiave in posizione aperta
Turn key in open position

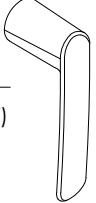

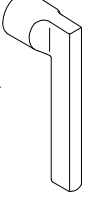
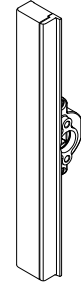





Serrare la vite di arresto
Tight the set screw

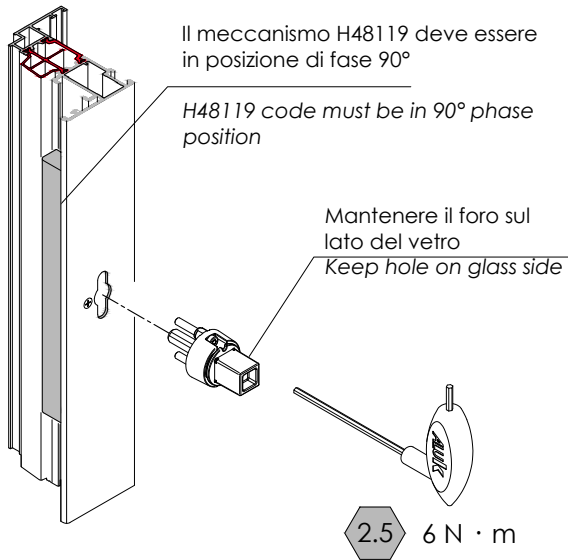


LAVORAZIONE E MONTAGGIO MANIGLIA SENZA BASE HANDLES WITHOUT BASE MACHINING & ASSEMBLING

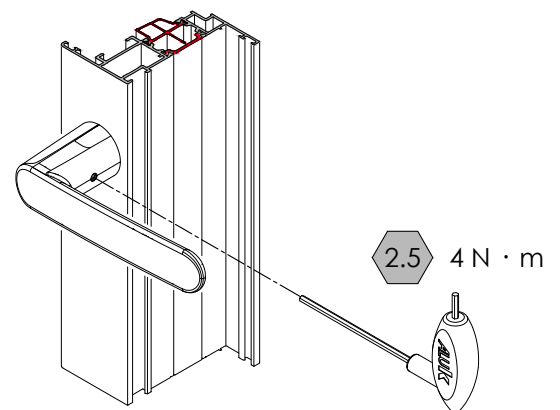
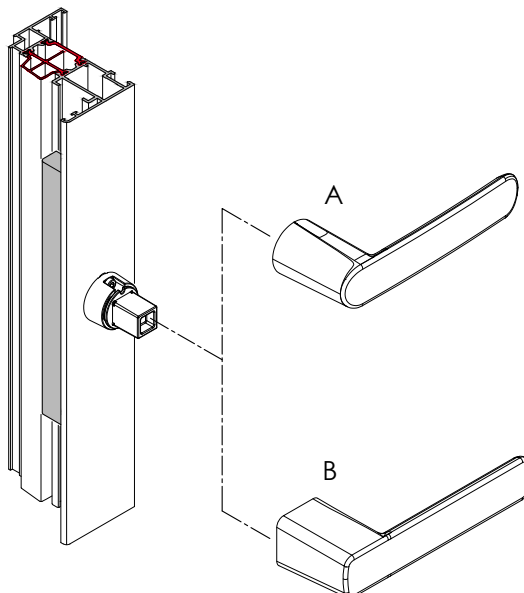
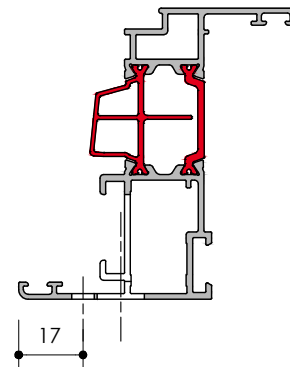
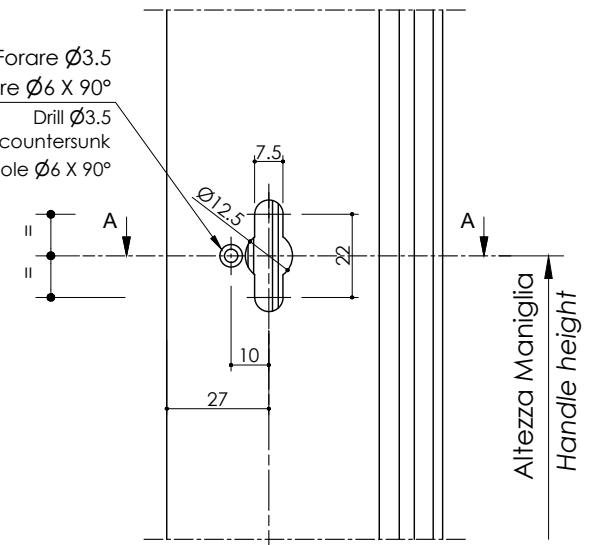
αK*	K	IW
●		

A) mod. Rondo H48103(..) 	B) mod. Quadra H48104(..) 	C) mod. Linea H48125(..) 	H48119 
H48102 (T&T) 	H48102 (T&T) 	H48126 (T&T) 	
1 pezzo			1 pezzo

Fissare il perno H48102 o H48126 sul meccanismo H48119 con le due viti speciali
Fix the H48102 or H48126 with two special screw on H48119 gearbox

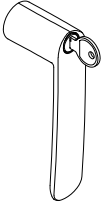
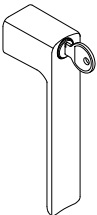






Forare $\varnothing 3.5$
Svasare $\varnothing 6 \times 90^\circ$
Drill $\varnothing 3.5$
Make countersunk hole $\varnothing 6 \times 90^\circ$

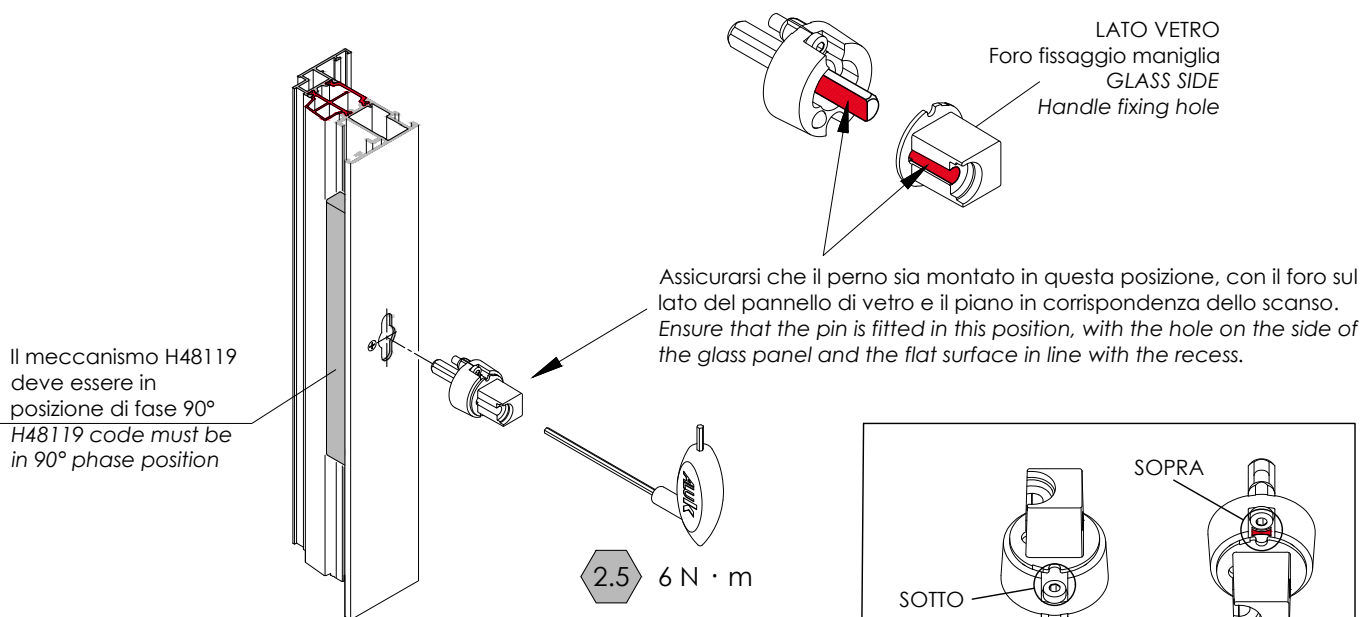


▶ LAVORAZIONE E MONTAGGIO MANIGLIA SENZA BASE CON CHIAVE HANDLE WITHOUT BASE WITH KEY MACHINING & ASSEMBLING

αK ⁺	K	IW
●		

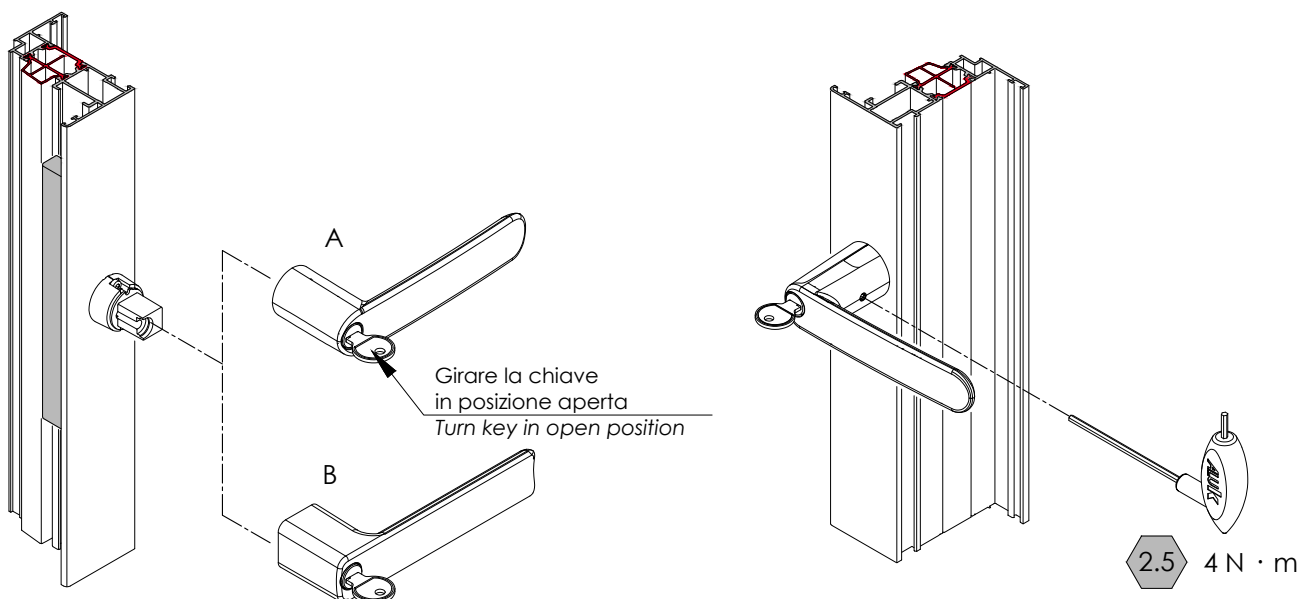
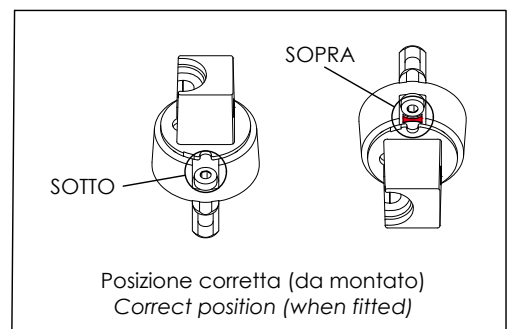
A) mod. Rondo H48113(..) H48120(..) 	B) mod. Quadra H48114(..) H48121(..) 	se T&T H48112 	H48119 
		se TBT H48105 	
		se T&T RC2 H48118 	
1 pezzo		1 pezzo	1 pezzo

Per foratura profilo, vedi lavorazione maniglia senza base.
For profile drilling, see handle without base machining.

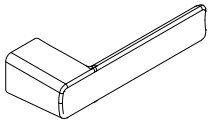
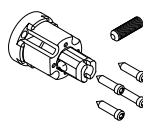


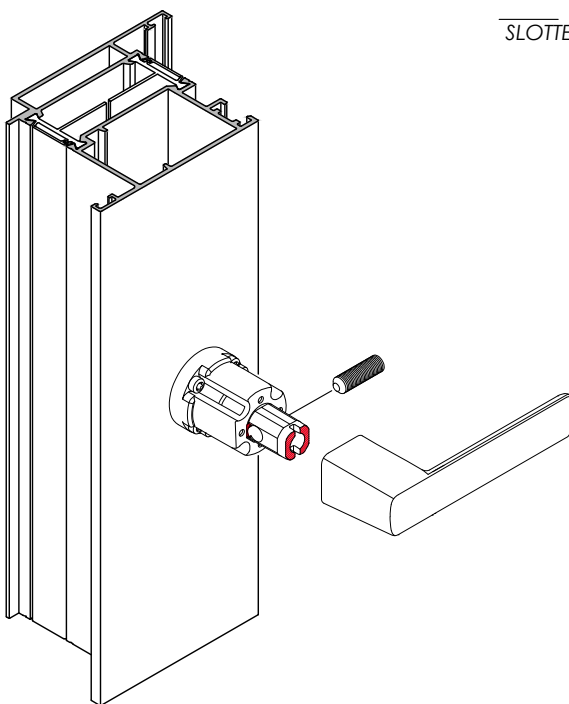
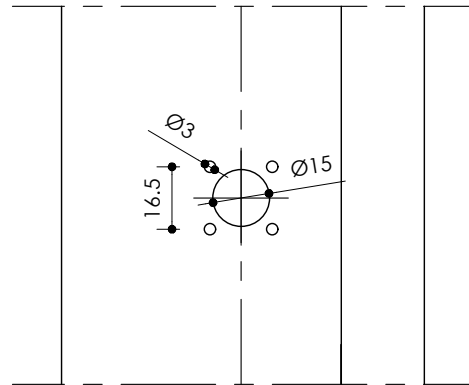
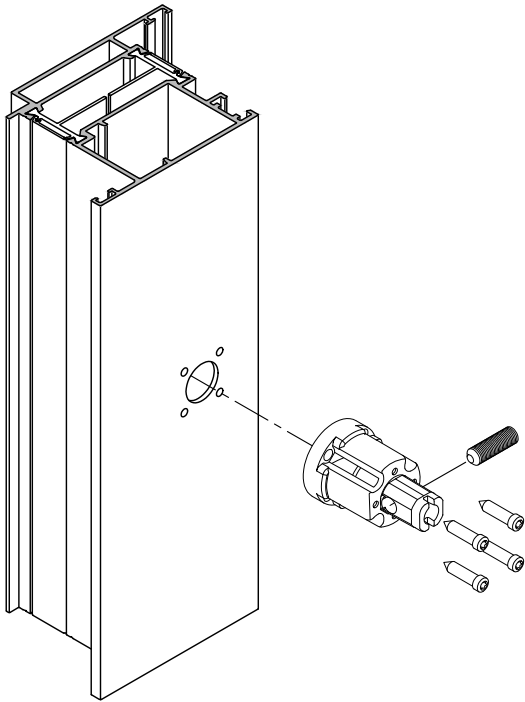
AVVERTENZA: Verificare la posizione della cremone incassata H48119, in base al tipo di applicazione (T&T o TBT).

WARNING: Check H48119 gearbox position according with T&T or TBT applications.

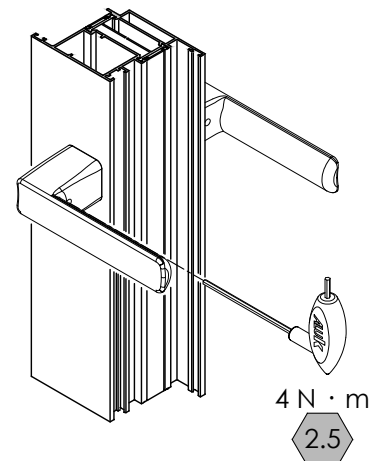
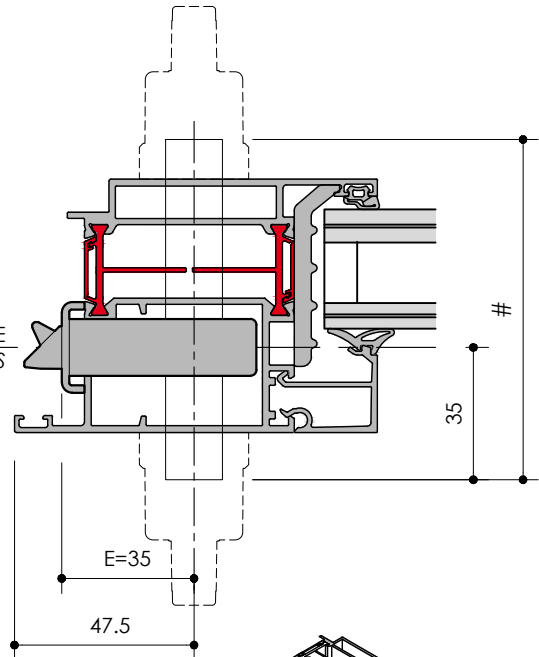


► PORTE - LAVORAZIONE E MONTAGGIO MANIGLIE SENZA BASE
DOORS - HANDLES WITHOUT BASE MACHINING & ASSEMBLING

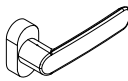
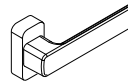
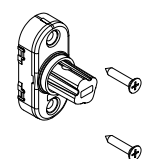


mod. Quadra H59119	H59118	PERNO / PIN	1 pezzo									
		<table border="1"> <thead> <tr> <th>SERIE</th> <th>ART.</th> <th>#</th> </tr> </thead> <tbody> <tr> <td>D67</td> <td>H59928</td> <td>115 x 8 mm</td> </tr> <tr> <td>D77</td> <td>H59910</td> <td>130 x 8 mm</td> </tr> </tbody> </table>	SERIE	ART.	#	D67	H59928	115 x 8 mm	D77	H59910	130 x 8 mm	
SERIE	ART.	#										
D67	H59928	115 x 8 mm										
D77	H59910	130 x 8 mm										
2 pezzi	2 pezzi	SERRATURA / LOCK VEDI CATALOGO SERIE / SEE SERIES CATALOGUE	1 pezzo									

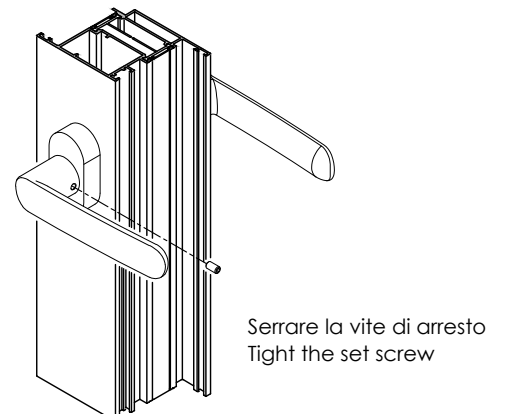
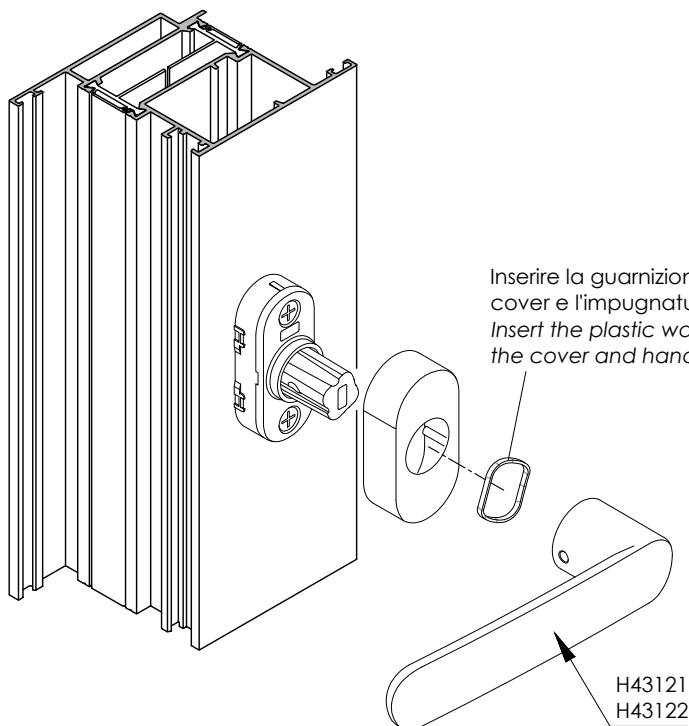
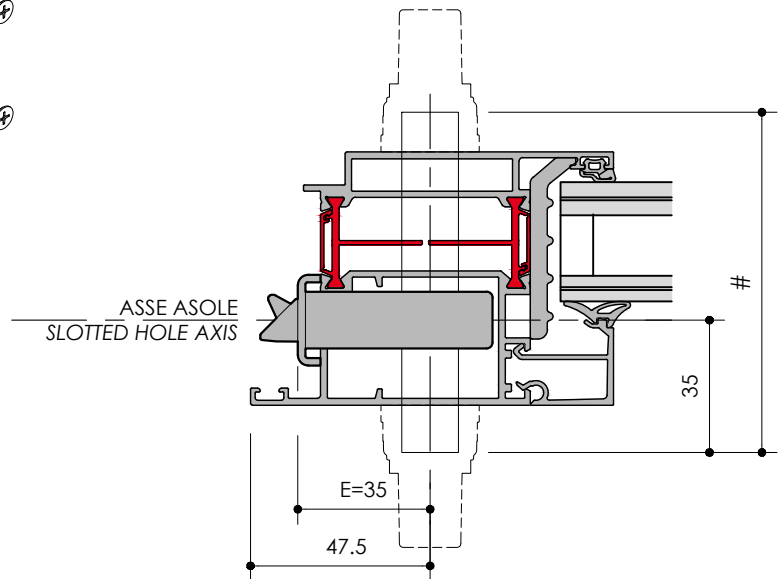
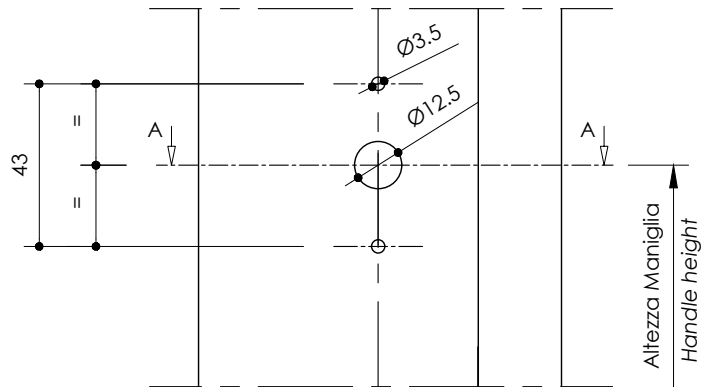
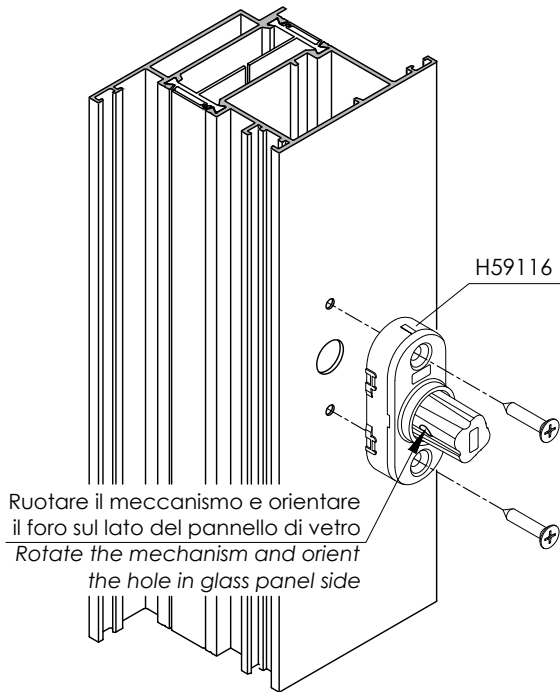


ASSE ASOLE
SLOTTED HOLE AXIS



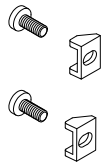
▶ PORTE - LAVORAZIONE E MONTAGGIO MANIGLIE CON BASE DOORS - HANDLES WITH BASE MACHINING & ASSEMBLING

mod. Rondo H43121(..) 	mod. Quadra H43122(..) 	H59116 	PERNO / PIN <table border="1"> <thead> <tr> <th>SERIE</th> <th>ART.</th> <th>#</th> </tr> </thead> <tbody> <tr> <td>D67</td> <td>H59917</td> <td>135 x 8 mm</td> </tr> <tr> <td>D77</td> <td>H59929</td> <td>145 x 8 mm</td> </tr> </tbody> </table>	SERIE	ART.	#	D67	H59917	135 x 8 mm	D77	H59929	145 x 8 mm	1 pezzo
SERIE	ART.	#											
D67	H59917	135 x 8 mm											
D77	H59929	145 x 8 mm											
H59710 	H59711 			1 pezzo									
2 pezzi		2 pezzi	SERRATURA / LOCK VEDI CATALOGO SERIE / SEE SERIES CATALOGUE										

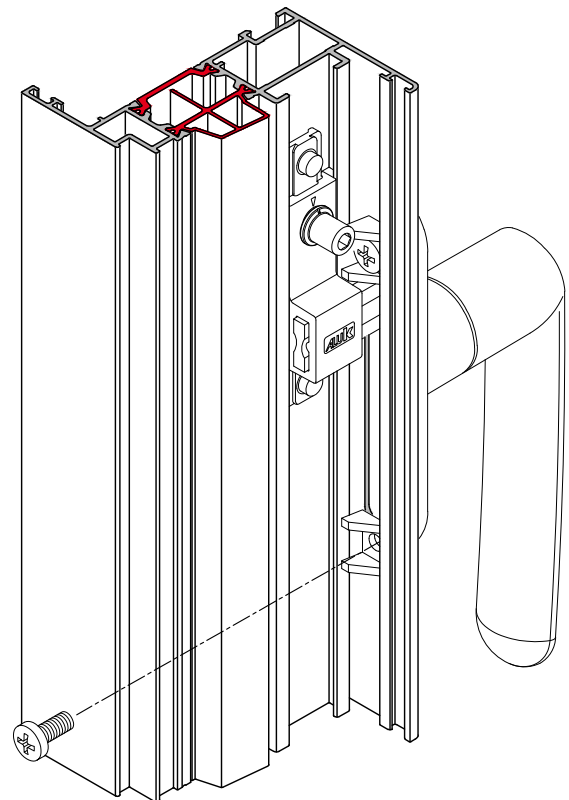
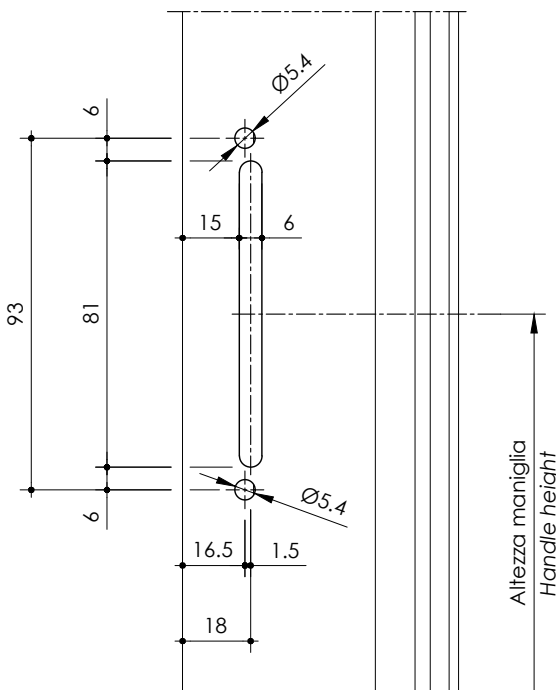
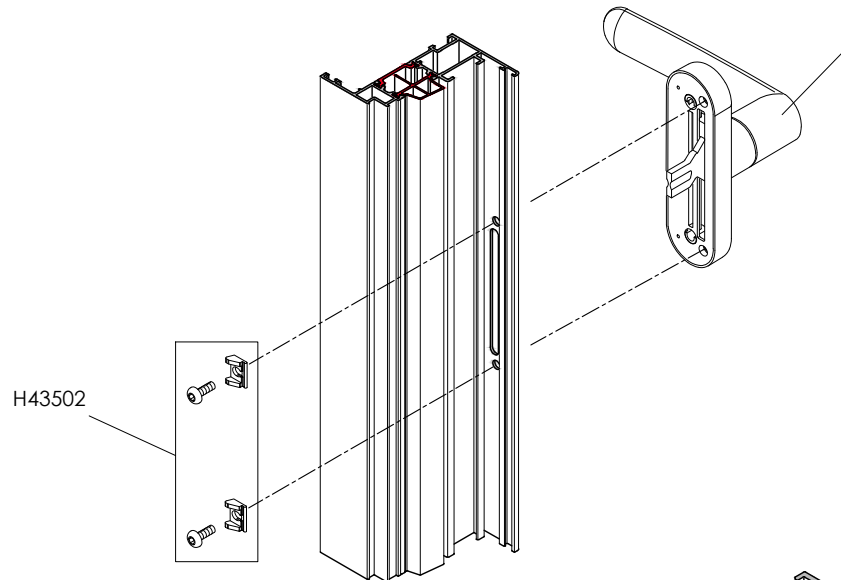


LAVORAZIONE E MONTAGGIO CREMONESE HANDLE BOLT MACHINING AND ASSEMBLING

αK+	K	IW
●		

mod. Rondo	mod. Quadra	Kit fissaggio
H47000(..) H47002(..) H47009(..)	H47001(..) H47003(..) H47010(..)	H43502 
1 pezzo		1 pezzo

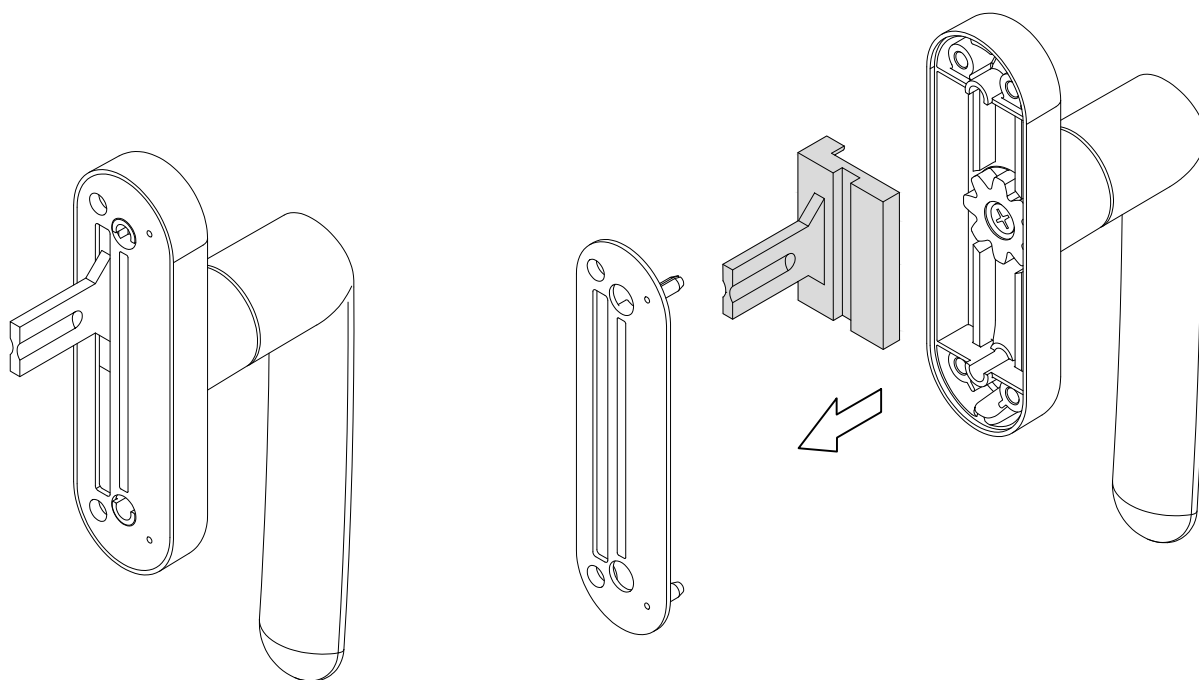
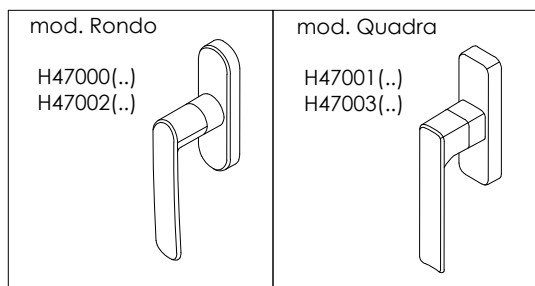
La maniglia deve essere in
posizione 90°
Handle must be in 90°
position



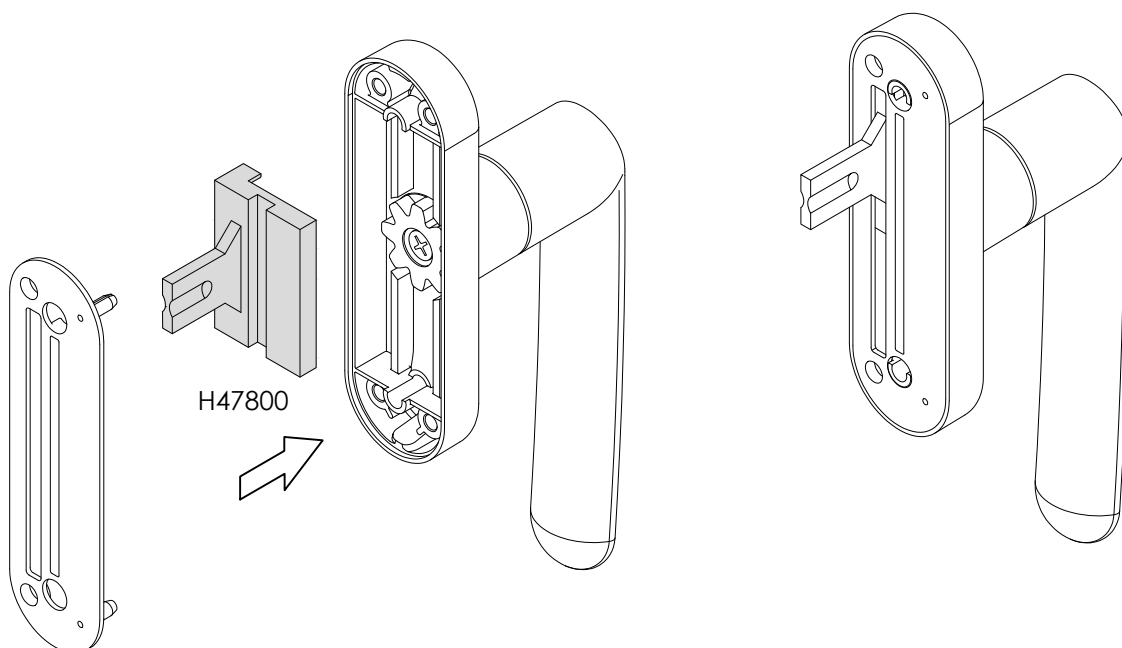
PER ESEGUIRE QUESTE LAVORAZIONI UTILIZZARE TRANCIANTE ART. 909259 o 909310
TO EXECUTE THIS CUTTING OUT USE ART. 909259 or 909310 BLANKING MACHINE

► SCHEMA DI MONTAGGIO FORCELLA PER SPORGERE
 FORK REPLACE DIAGRAM FOR PROJECTING WINDOWS

AW86

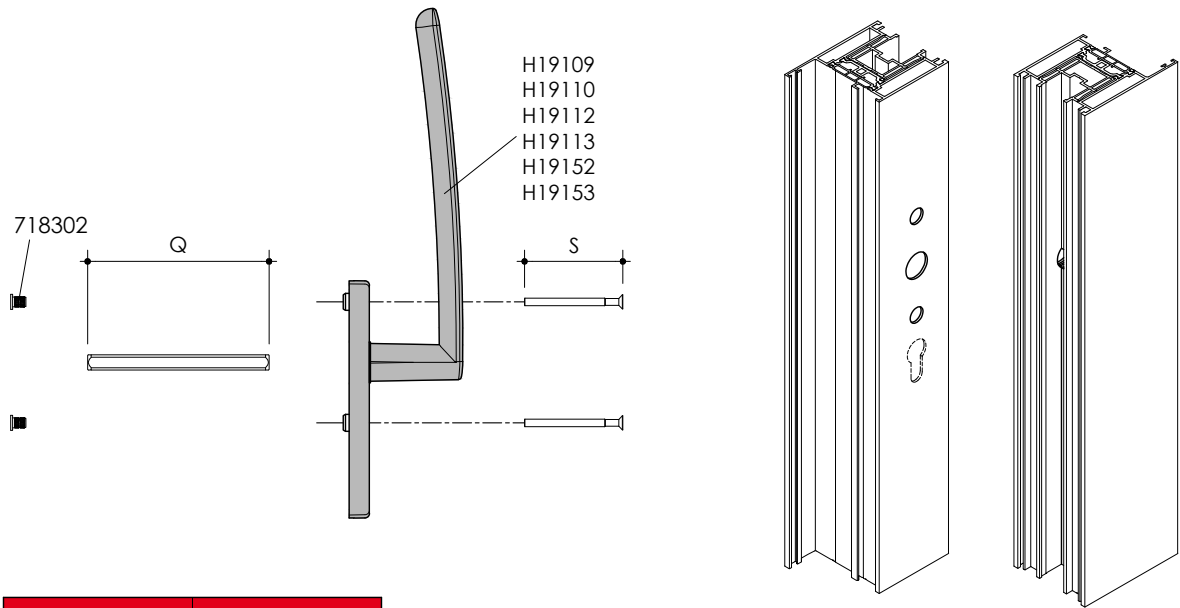


- 1) RIMUOVERE LA COPERTURA IN PLASTICA E LA FORCELLA INTERNA
 REMOVE THE PLASTIC COVER AND THE INTERNAL FORK
- 2) SOSTITUIRE LA FORCELLA INTERNA CON ART. H47800 E RIASSEMBLARE
 REPLACE FORK WITH ART. H47800 AND REASSEMBLE



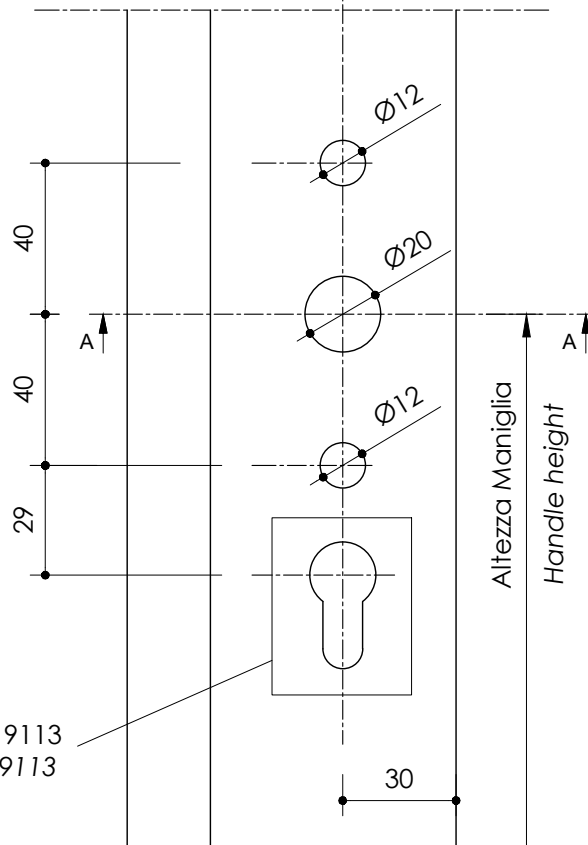
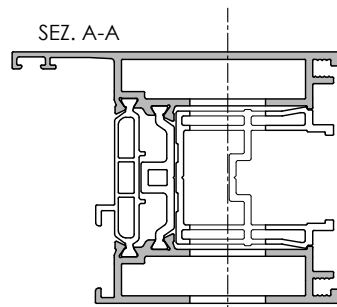
▲ Articolo in esaurimento - Until stock is finished

➤ **MANIGLIONE PER SCORREVOLE ALZANTE - Solo lato interno**
LIFT-SLIDING HANDLE - Only internal side



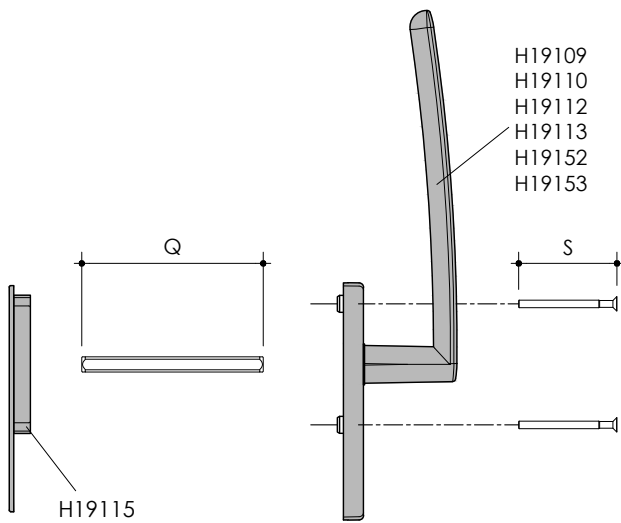
	S	Q
SC140	36	58.5
SC156	51	73
S140	49	70.5

Attenzione! La lunghezza del quadro della maniglia deve impegnare l'intero spessore della serratura



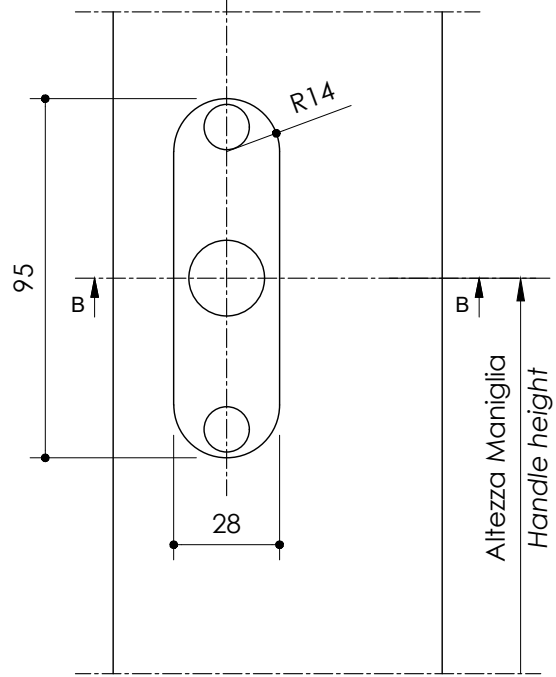
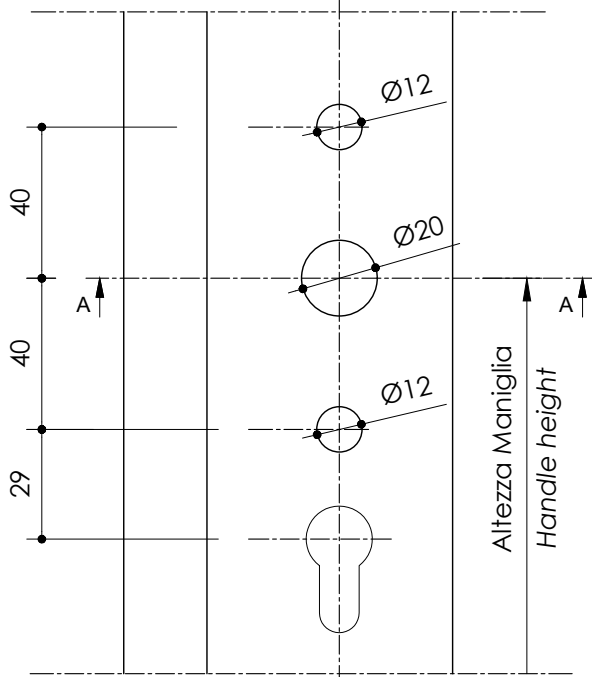
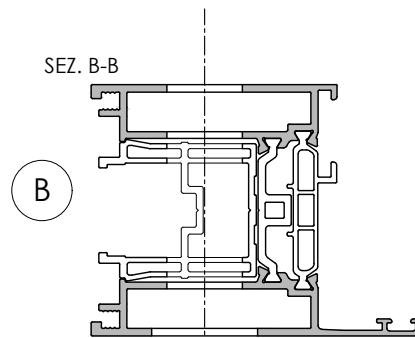
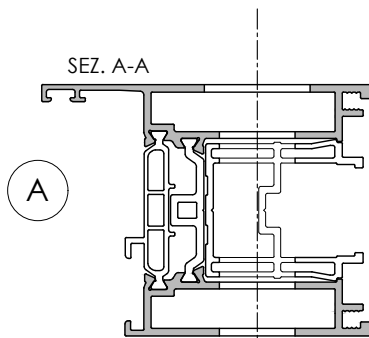
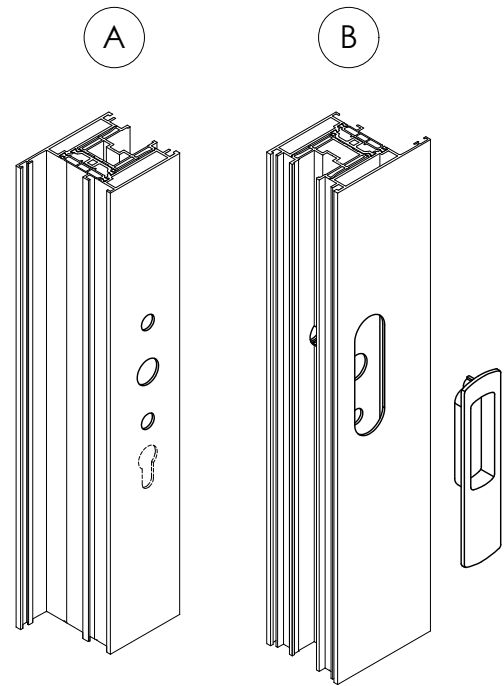
SOLO per H19110 e H19113
 ONLY for H19110 e H19113

➤ **MANIGLIONE PER SCORREVOLE ALZANTE - Con vaschetta esterna**
LIFT-SLIDING HANDLE - With external flush handle

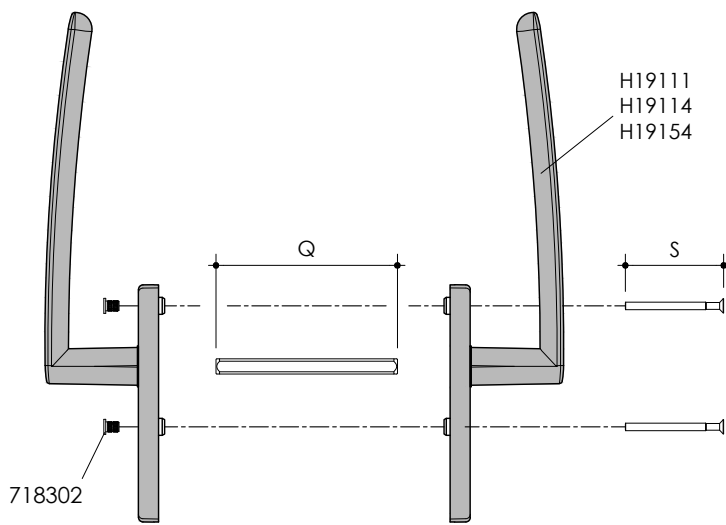


	S	Q
SC140	61	58.5
SC156	71.5	73
S140	67	70.5

Attenzione! La lunghezza del quadro della maniglia deve impegnare l'intero spessore della serratura



MANIGLIONI PER SCORREVOLE ALZANTE
LIFT-SLIDING HANDLES

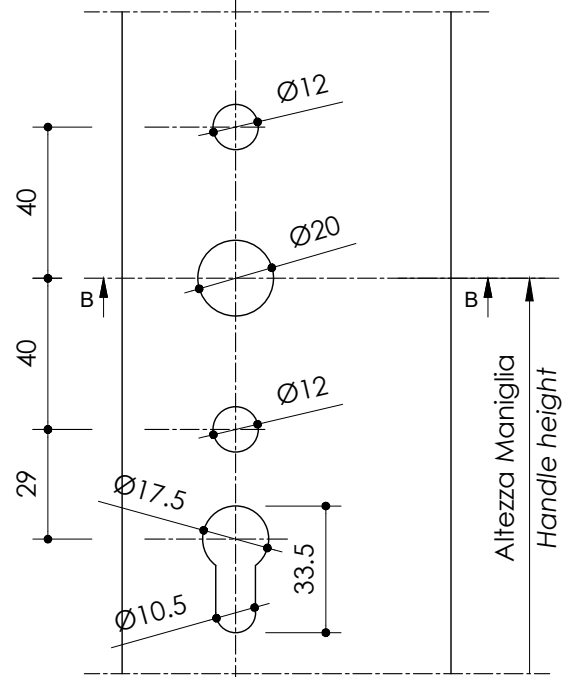
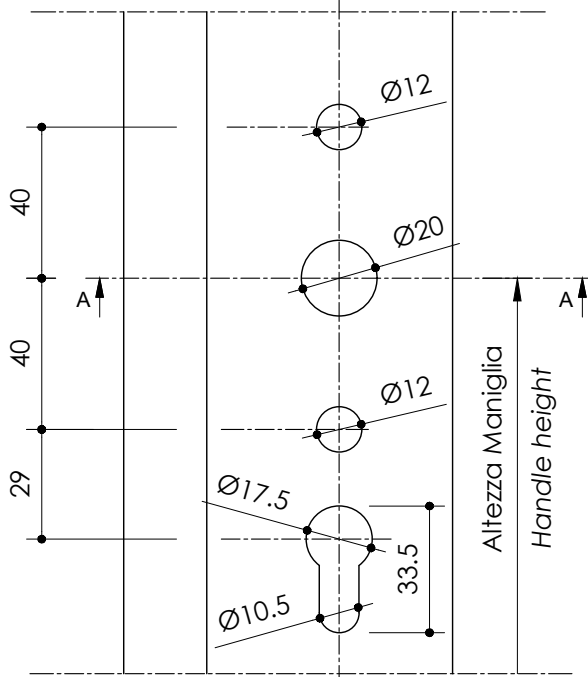
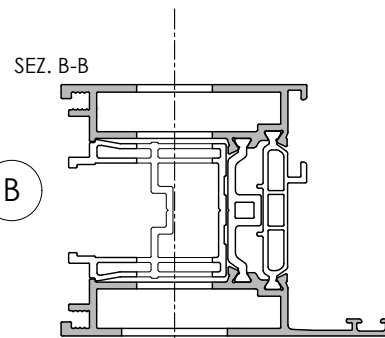
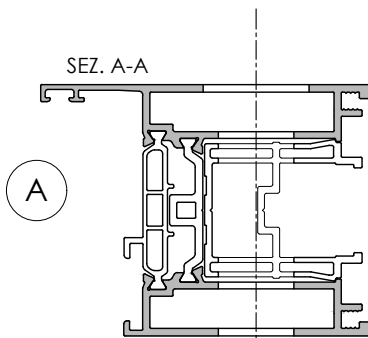
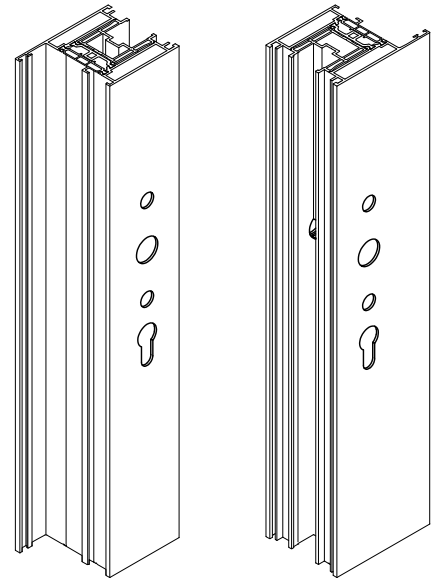


	S	Q
SC140	76	106
SC156	86.5	116.5
S140	82	112

Attenzione! La lunghezza del quadro della maniglia deve impegnare l'intero spessore della serratura

A

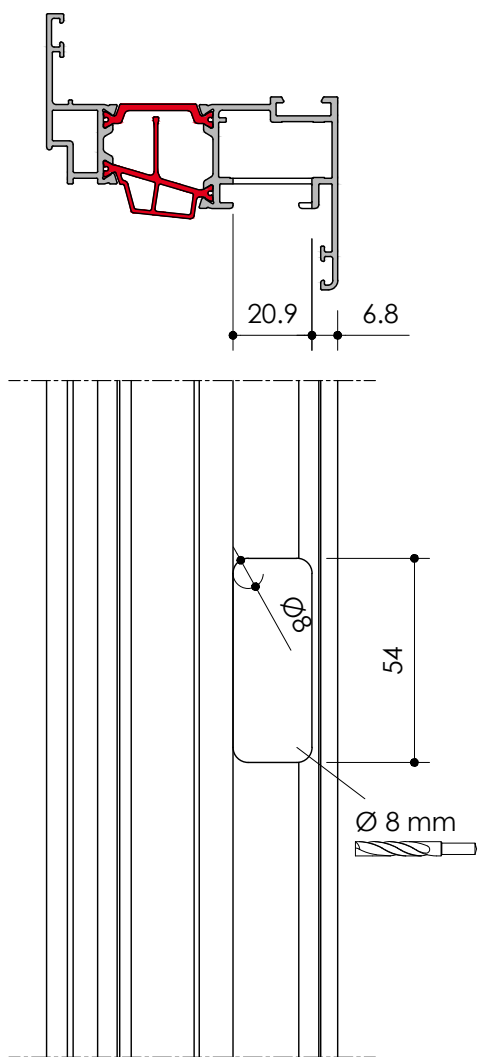
B



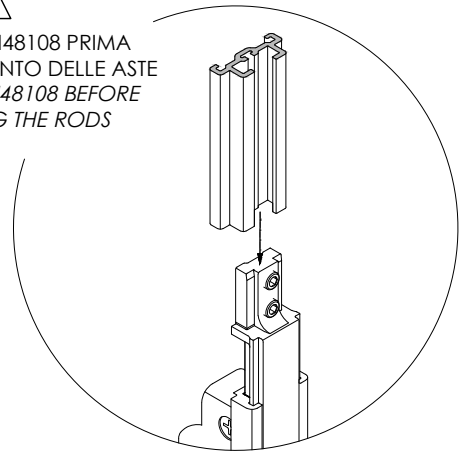
➤ H48108 - LAVORAZIONE DEL PROFILO
H48108 - PROFILE MACHINING

αK*	K	IW
	●	

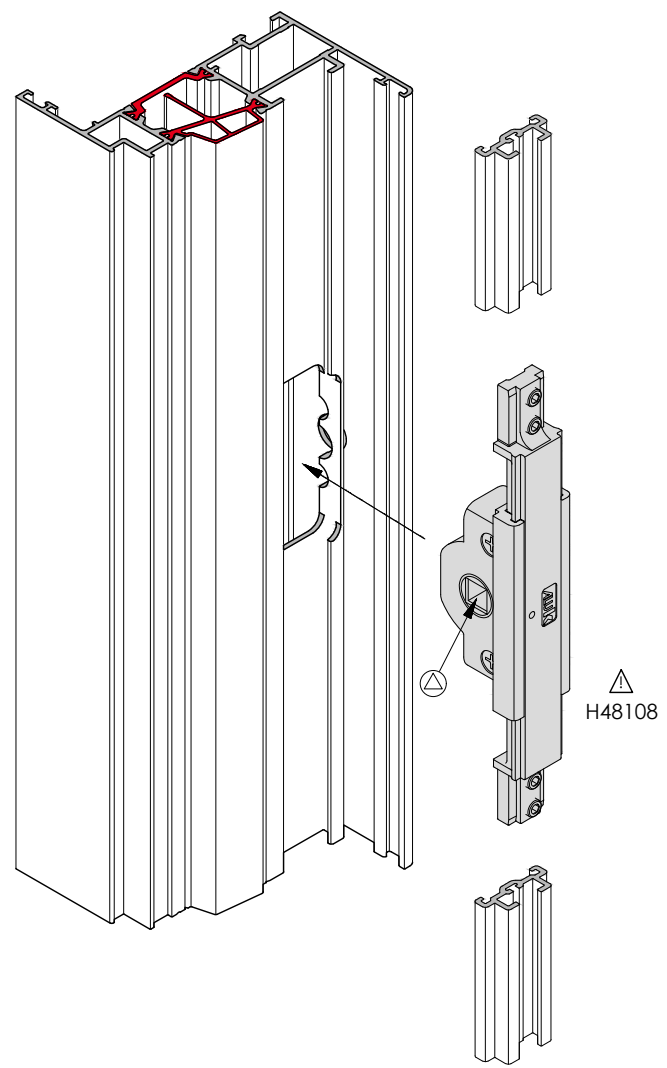
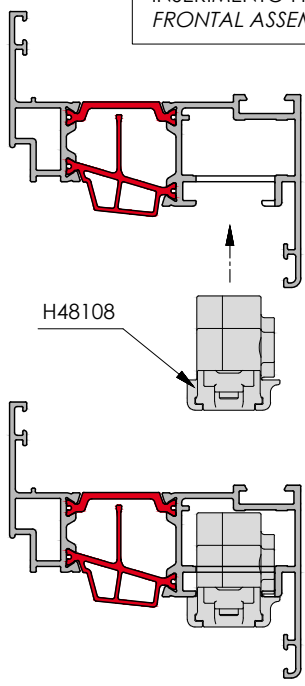
SOLUZIONE IN ESAURIMENTO/ UNTIL STOCK IS FINISHED



⚠
INSERIRE L'H48108 PRIMA
DELL'INSERIMENTO DELLE ASTE
INSERT THE H48108 BEFORE
INSERTING THE RODS



INSERIMENTO FRONTALE
FRONTAL ASSEMBLING



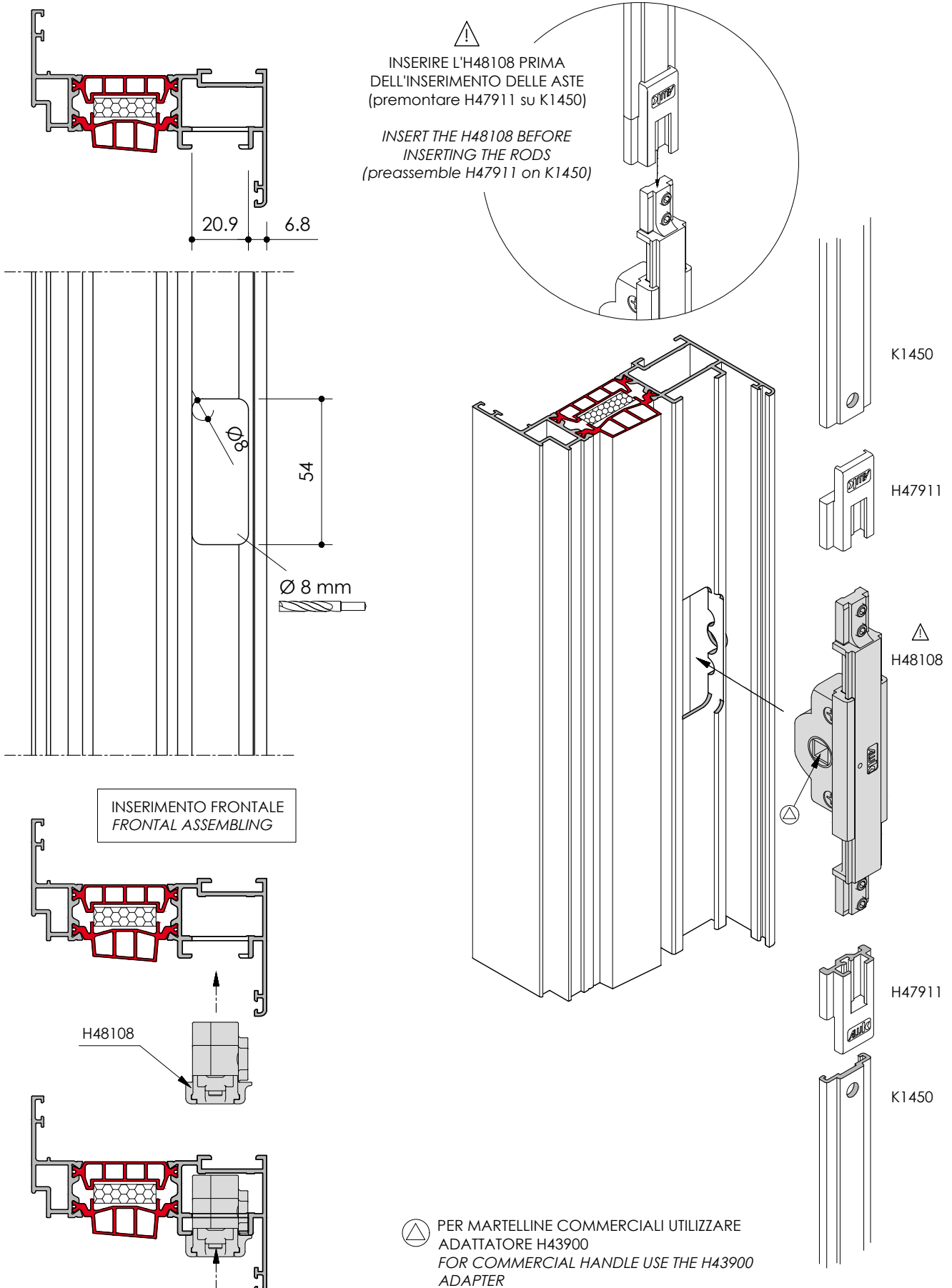
⚠ PER MARTELLINE COMMERCIALI UTILIZZARE ADATTATORE H43900
FOR COMMERCIAL HANDLE USE THE H43900 ADAPTER

LAVORAZIONE E ASSEMBLAGGIO
MACHININGS AND ASSEMBLINGS

➤ H48108 - LAVORAZIONE DEL PROFILO
H48108 - PROFILE MACHINING

aK ⁺	K	IW
		●

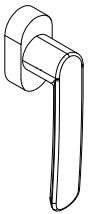
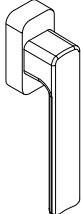
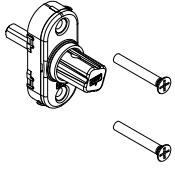
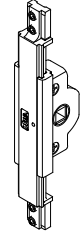

SOLUZIONE IN ESAURIMENTO / UNTIL STOCK IS FINISHED

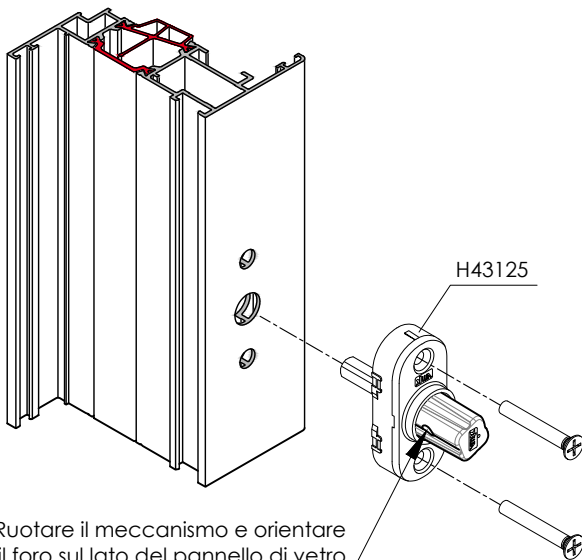


➤ H48108 - LAVORAZIONE E MONTAGGIO MANIGLIE CON BASE
 H48108 - MACHINING TO ASSEMBLY HANDLES WITH BASE

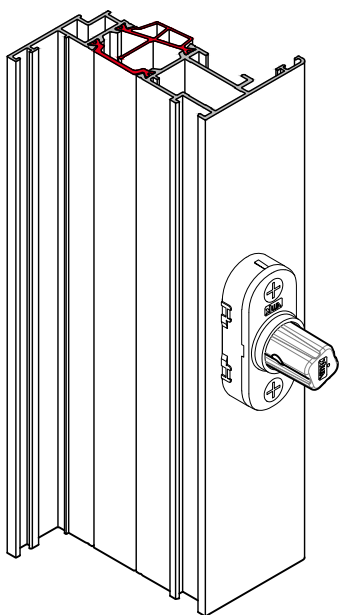
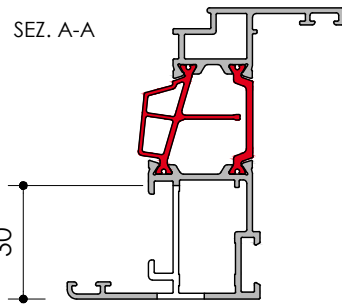
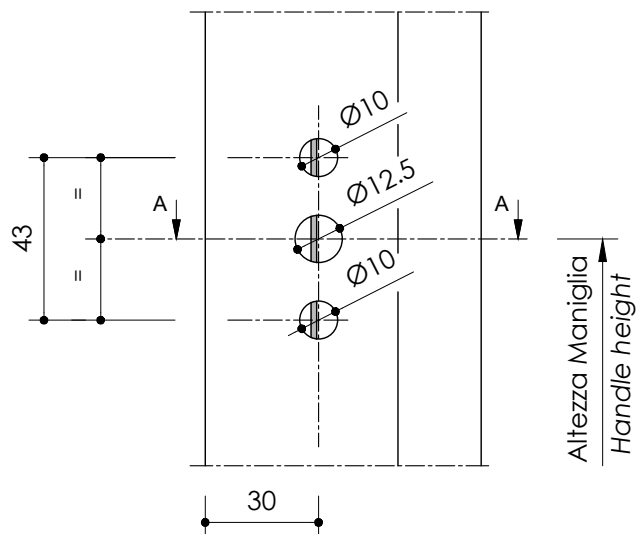
αK*	K	IW
	●	●

SOLUZIONE IN ESAURIMENTO/ UNTIL STOCK IS FINISHED

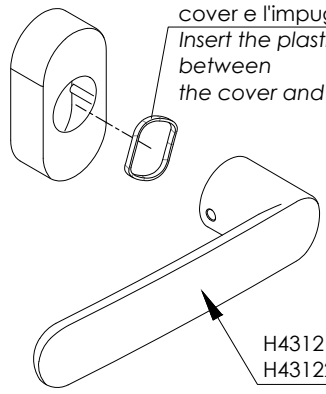
mod. Rondo H43121(..)	mod. Quadra H43122(..)	H43125	H48108	SOLO PER IW FOR IW ONLY H47911
				
1 pezzo	1 pezzo	1 pezzo	1 pezzo	2 pezzi



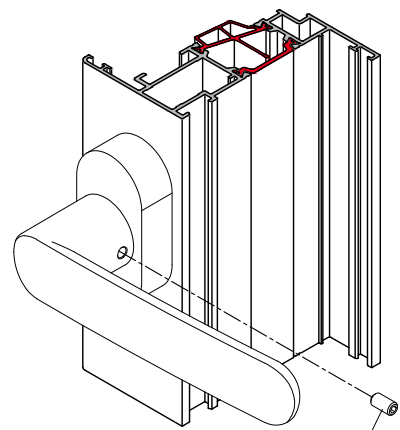
Ruotare il meccanismo e orientare il foro sul lato del pannello di vetro
 Rotate the mechanism and orient the hole in glass panel side



Inserire la guarnizione tra la cover e l'impugnatura
 Insert the plastic wave between the cover and handle grip



H43121
 H43122


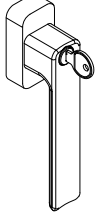
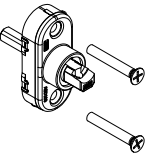
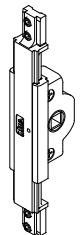



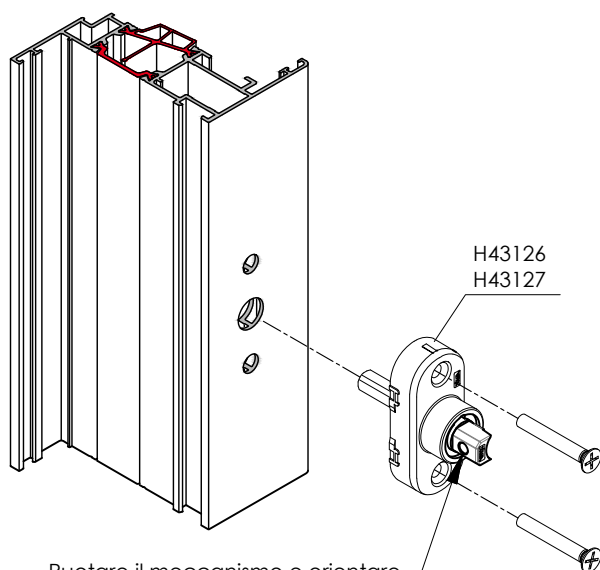
Serrare la vite di arresto
 Tight the set screw

➤ H48108 - LAVORAZIONE E MONTAGGIO MANIGLIE CON CHIAVE
 H48108 - MACHINING TO ASSEMBLY HANDLES WITH KEY

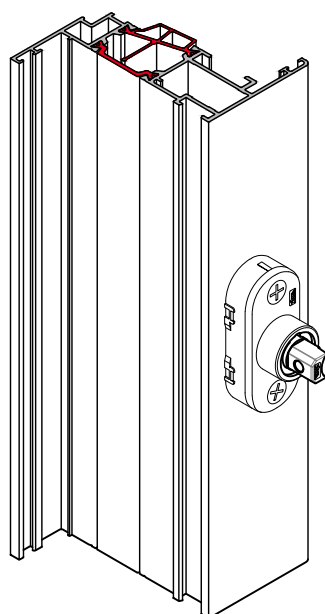
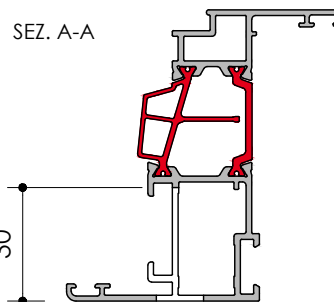
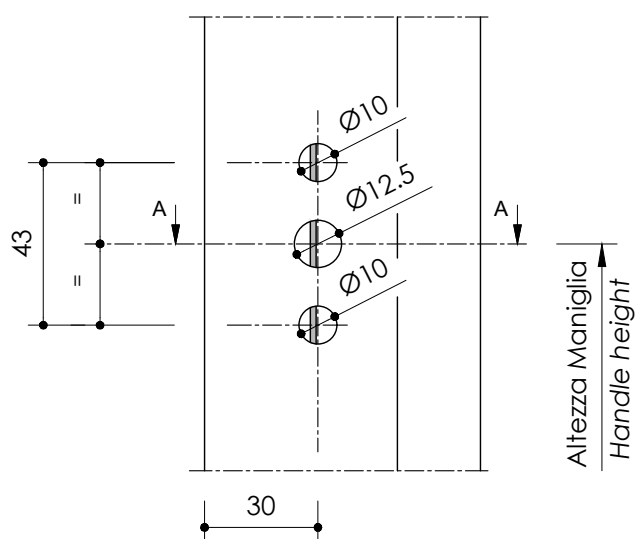
aK ⁺	K	IW
	●	●

SOLUZIONE IN ESAURIMENTO / UNTIL STOCK IS FINISHED

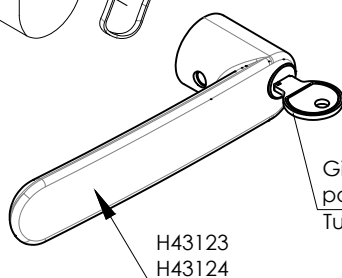
mod. Rondo H43123(..) 	mod. Quadra H43124(..) 	H43126 (T&T) H43127 (TBT) 	H48108 	SOLO PER IW FOR IW ONLY H47911 
1 pezzo		1 pezzo	1 pezzo	2 pezzi



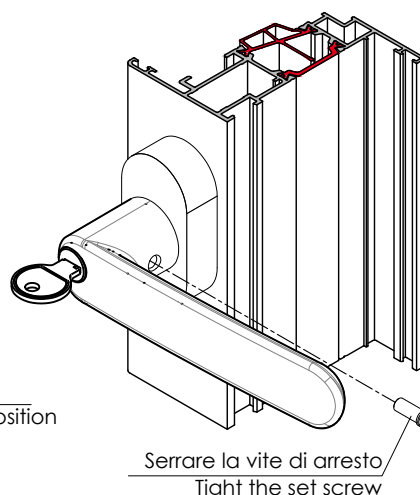
Ruotare il meccanismo e orientare il foro sul lato del pannello di vetro
 Rotate the mechanism and orient the hole in glass panel side



Inserire la guarnizione tra la cover e l'impugnatura
 Insert the plastic wave between the cover and handle grip



Girare la chiave in posizione aperta
 Turn key in open position



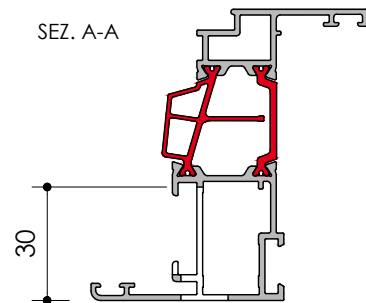
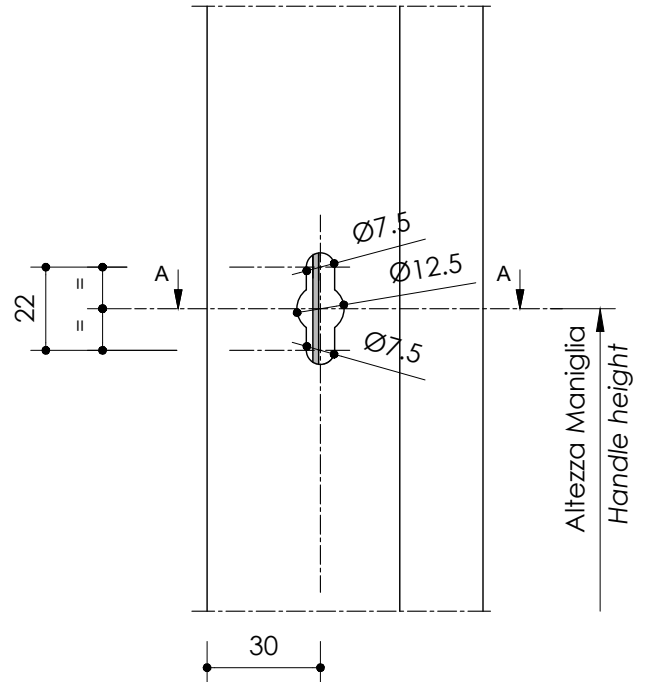
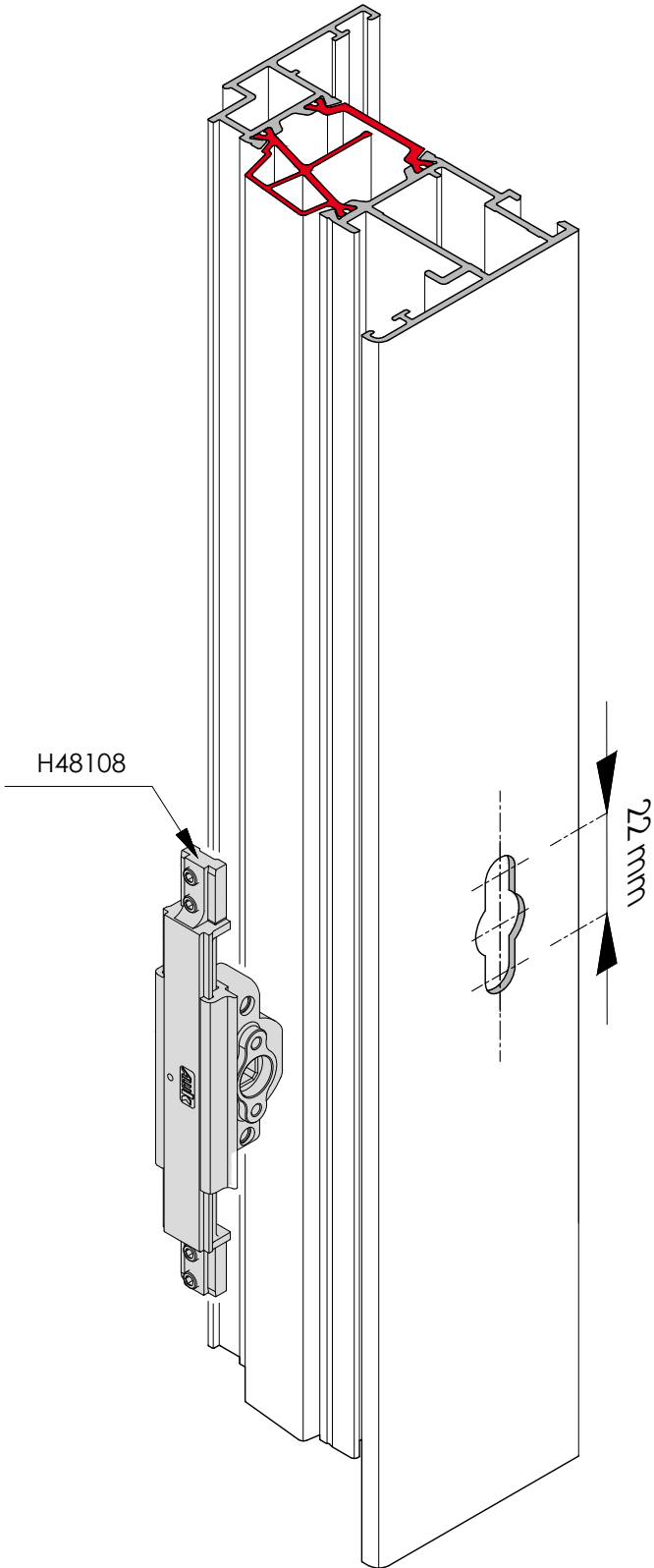
Serrare la vite di arresto
 Tight the set screw

➤ H48108 - LAVORAZIONE PER MANIGLIE SENZA BASE
 H48108 - MACHINING FOR HANDLES WITHOUT BASE

αK*	K	IW
	●	●

SOLUZIONE IN ESAURIMENTO / UNTIL STOCK IS FINISHED

mod. Rondo	mod. Quadra
H48103(..) H48113(..)	H48104(..) H48114(..)

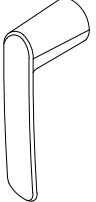
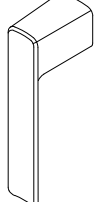





LAVORAZIONI E ASSEMBLAGGIO
 MACHININGS AND ASSEMBLINGS

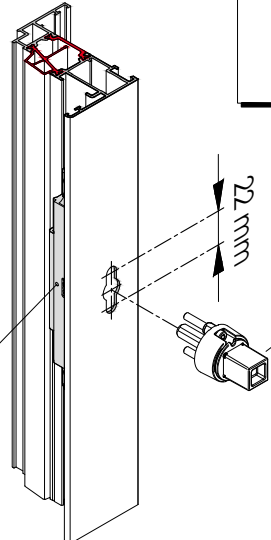
▶ MONTAGGIO MANIGLIA SENZA BASE
HANDLE WITHOUT BASE ASSEMBLY

aK ⁺	K	IW
	●	●

SOLUZIONE IN ESAURIMENTO/ UNTIL STOCK IS FINISHED

<p>A) mod. Rondo</p> <p>H48103(..) #</p> 	<p>B) mod. Quadra</p> <p>H48104(..) #</p> 	<p>H48108</p> 	<p>H48102 (T&T)</p> 	<p>SOLO PER CAVA IW FOR IW SERIES ONLY</p> <p>H47911</p> 
1 pezzo		1 pezzo	1 pezzo	2 pezzi

1 Fissare il perno H48102 sul meccanismo H48108 con le due viti speciali
 Fix the H48102 with two special screw on H48108 mechanism



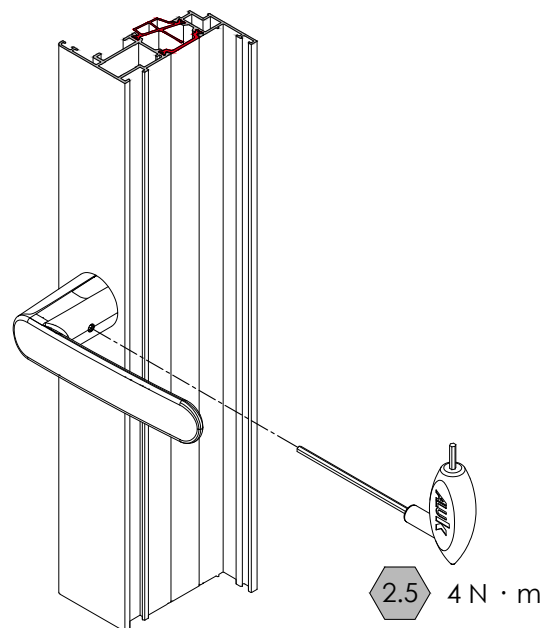
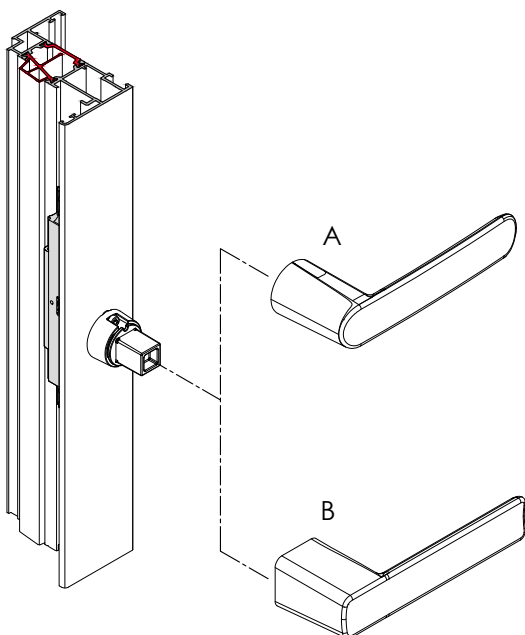
Il meccanismo H48108 deve essere in posizione di fase 90°
 H48108 code must be in 90° phase position

Mantenere il foro sul lato del vetro
 Keep hole on glass side

2.5 6 N · m

2 Infilare l'impugnatura
 Assembling the handle grip

3 Fissare l'impugnatura
 Lock the handle grip

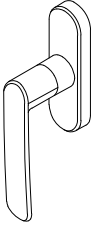
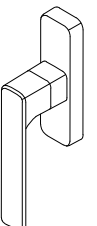
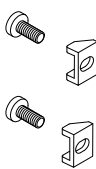


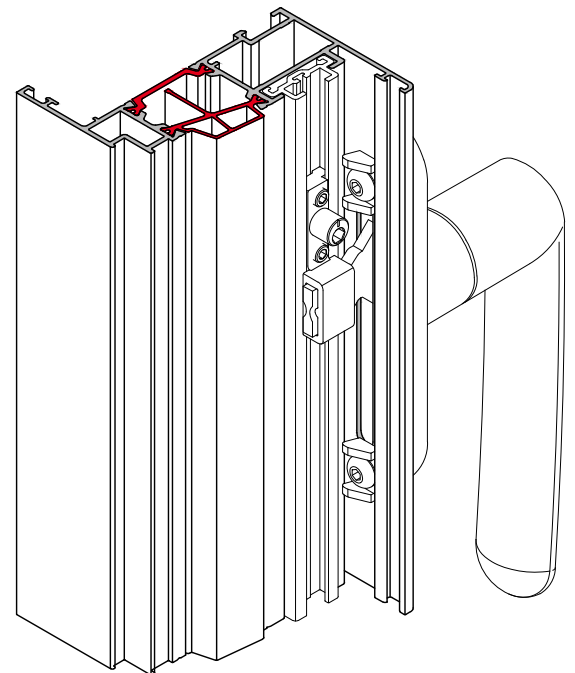
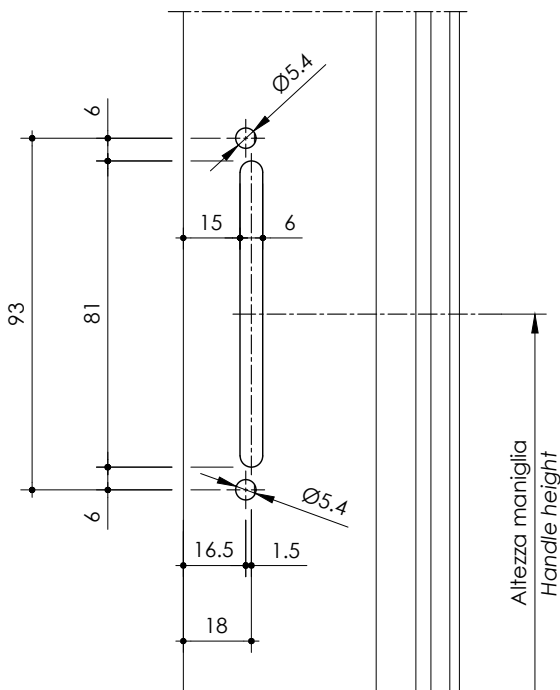
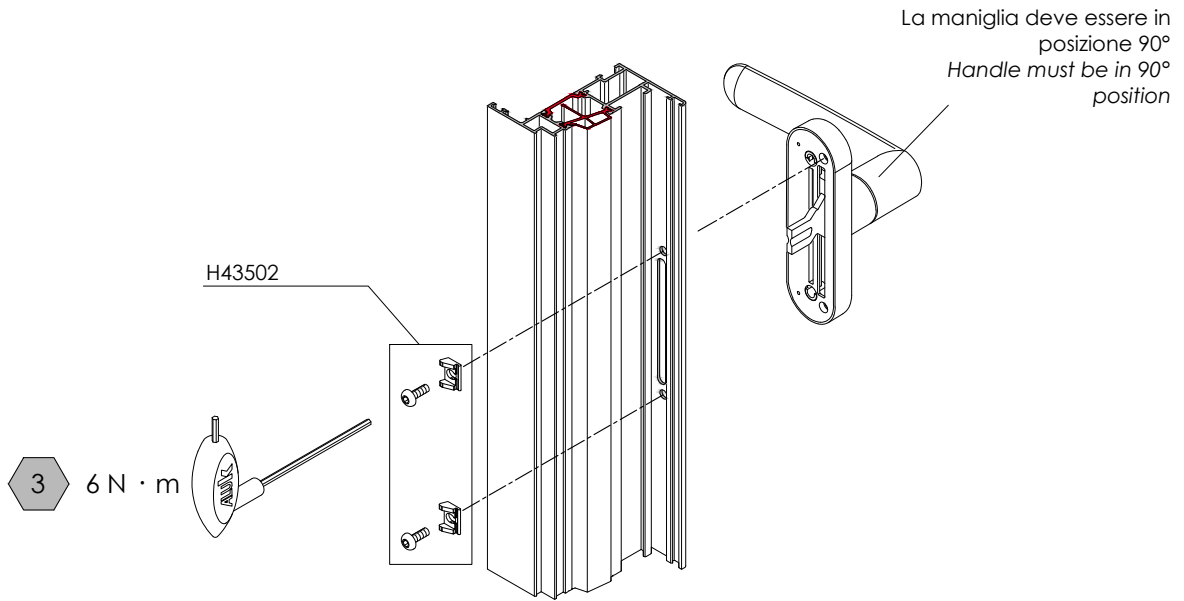
Utilizzabili anche martelline commerciali senza perno(quadro 7mm), aggiungendo l'adattatore H43900
 You can use also commercial handles without pin (square 7mm), adding H43900

LAVORAZIONE E MONTAGGIO CREMONESI TANTA
TWING HANDLES BOLT MACHINING AND ASSEMBLING

αK*	K	IW
	●	

SOLUZIONE IN ESAURIMENTO/ UNTIL STOCK IS FINISHED

mod. Rondo	mod. Quadra	Kit fissaggio
H48010(..) H48014(..) H48039(..)	H48011(..) H48015(..) H48040(..)	H43502
		
1 pezzo		1 pezzo

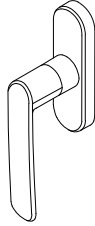
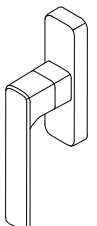
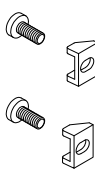


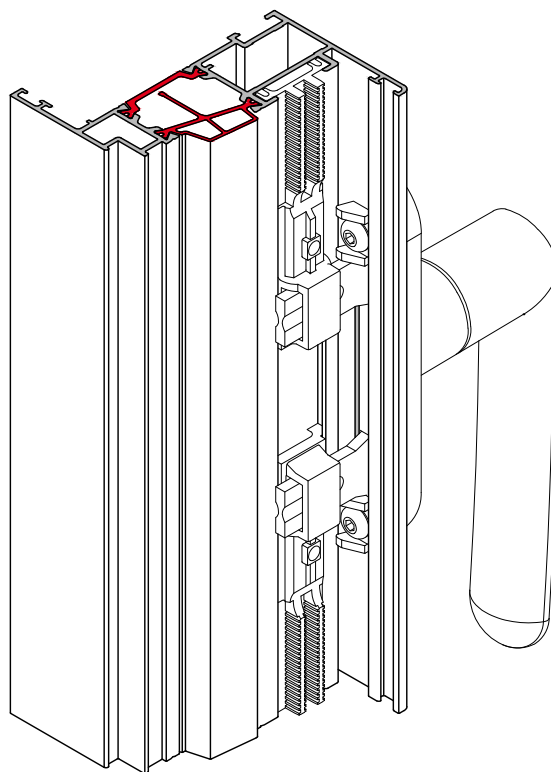
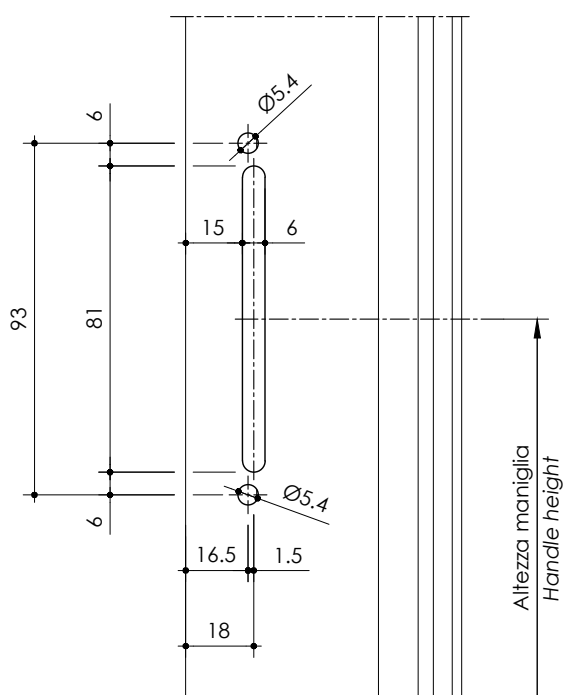
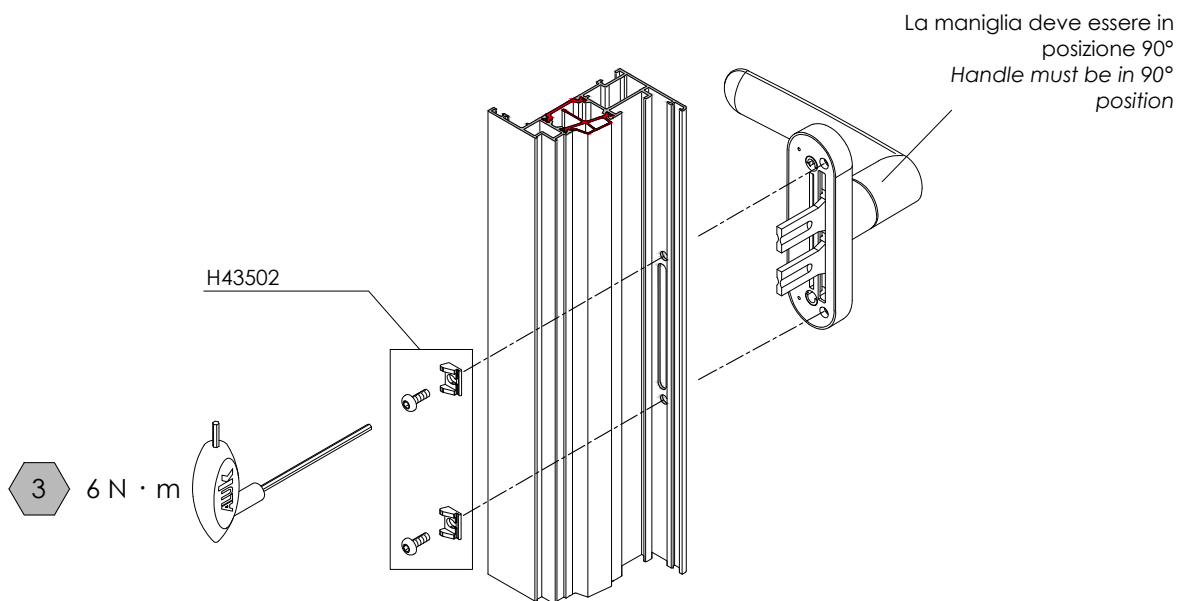
PER ESEGUIRE QUESTE LAVORAZIONI UTILIZZARE TRANCIANTE ART. 909310
 TO EXECUTE THIS CUTTING OUT USE ART. 909310 BLANKING MACHINE

LAVORAZIONE E MONTAGGIO CREMONESI BIDIREZIONALI
BIDIRECTIONAL HANDLES BOLT MACHINING AND ASSEMBLING

aK ⁺	K	IW
	●	

SOLUZIONE IN ESAURIMENTO/ UNTIL STOCK IS FINISHED

mod. Rondo H48008(..) 	mod. Quadra H48009(..) 	Kit fissaggio H43502 
1 pezzo		1 pezzo

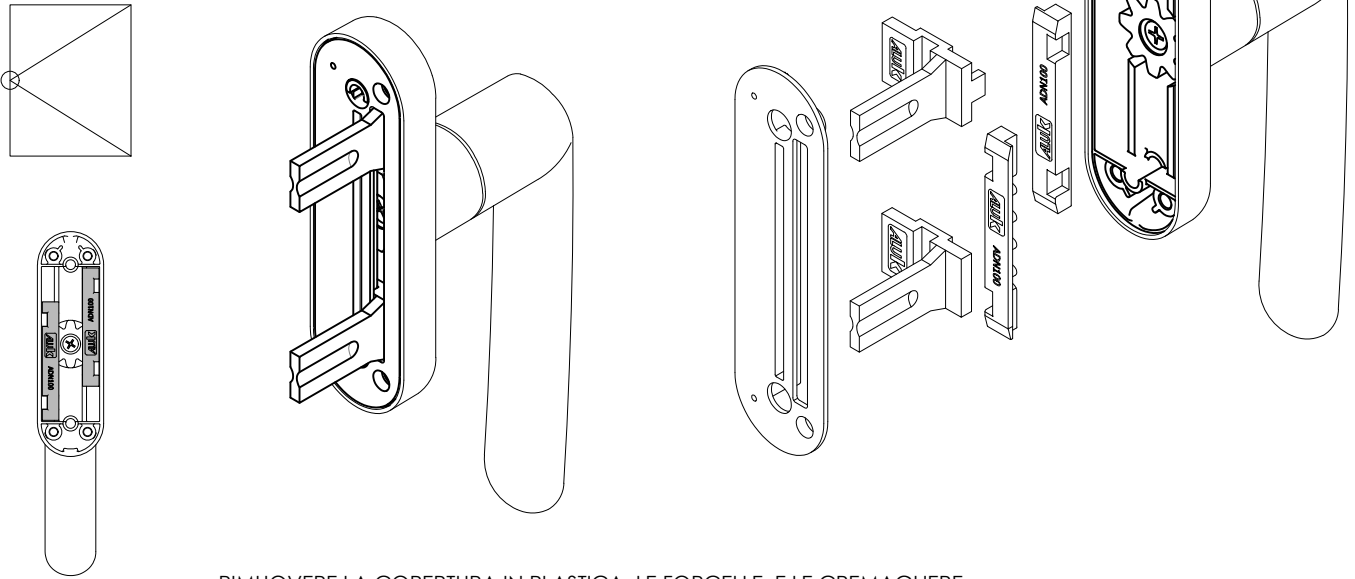
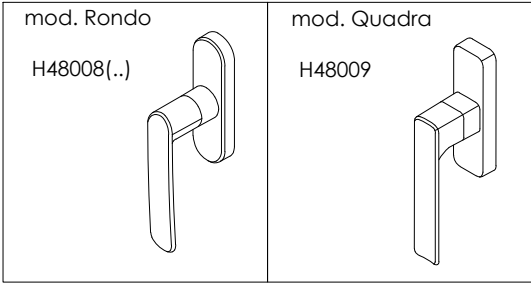


PER ESEGUIRE QUESTE LAVORAZIONI UTILIZZARE TRACIANTE ART. 909310
 TO EXECUTE THIS CUTTING OUT USE ART. 909310 BLANKING MACHINE

SCHEMA DI INVERSIONE FORCELLA CREMONESE BIDIREZIONALE
BIDIRECTIONAL CREMONE FORK REVERSE ASSEMBLING DIAGRAM

αK ⁺	K	IW
	●	●

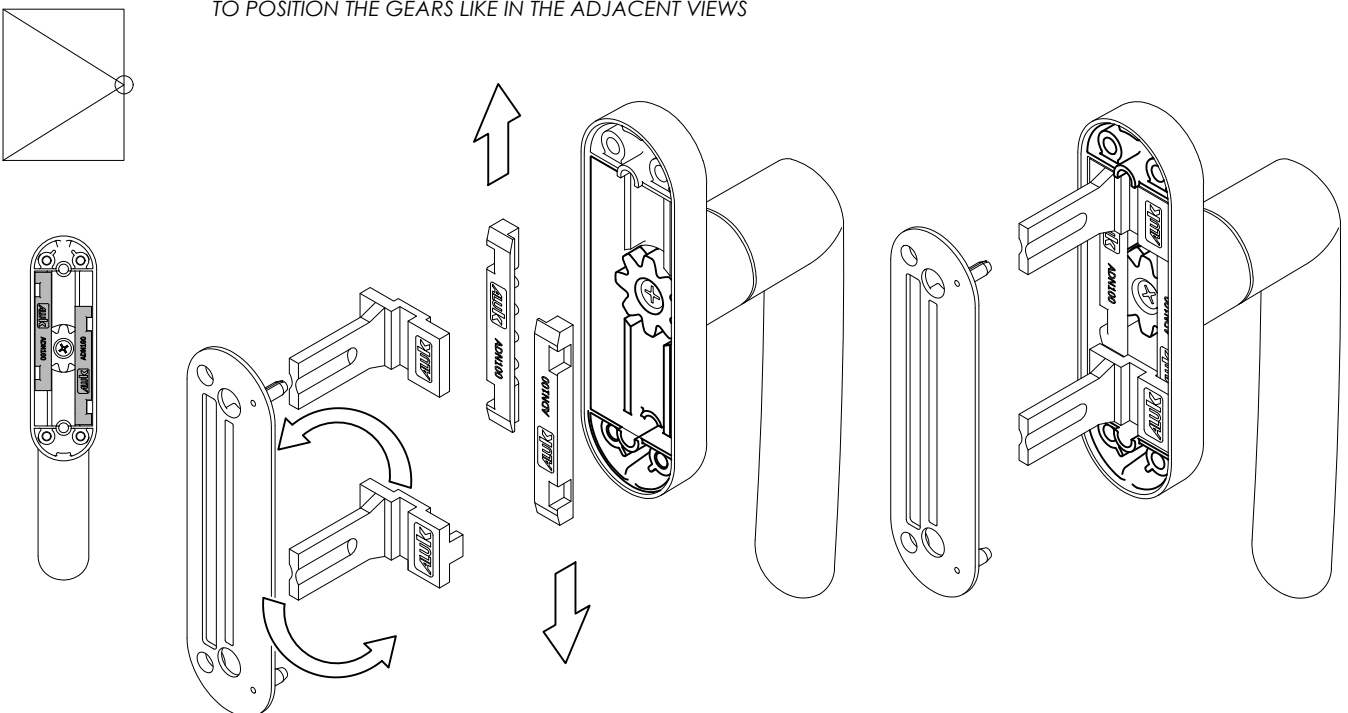
SOLUZIONE IN ESAURIMENTO/ UNTIL STOCK IS FINISHED



RIMUOVERE LA COPERTURA IN PLASTICA, LE FORCELLE E LE CREMAGLIERE
 REMOVE THE PLASTIC COVER, THE INTERNAL FORK AND THE GEARS

RUOTARE LA COPERTURA E LA FORCELLA DI 180° SENZA MANOVRARE L'IMPUGNATURA
 ROTATE OF 180° THE PLASTIC COVER AND THE FORK WITHOUT ROTATE THE HANDLE

POSIZIONARE LE CREMAGLIERE COME NELLE VISTE AFFIANCO
 TO POSITION THE GEARS LIKE IN THE ADJACENT VIEWS

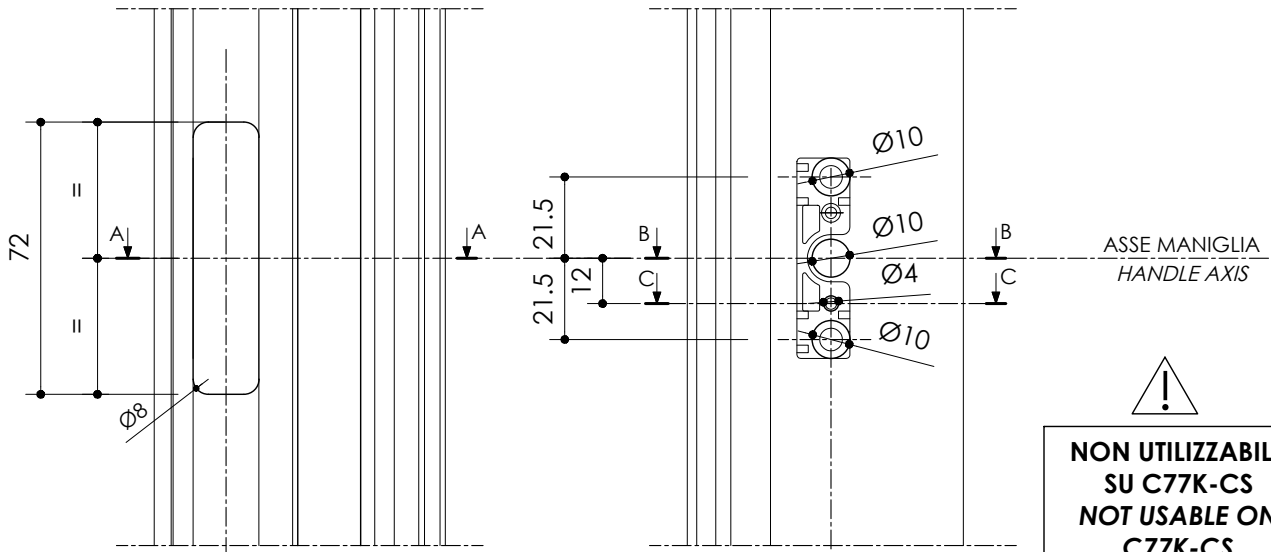


LAVORAZIONI E ASSEMBLAGGIO
 MACHININGS AND ASSEMBLINGS

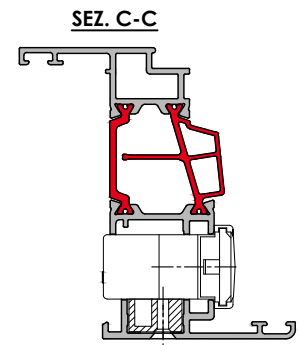
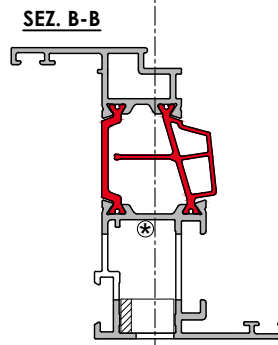
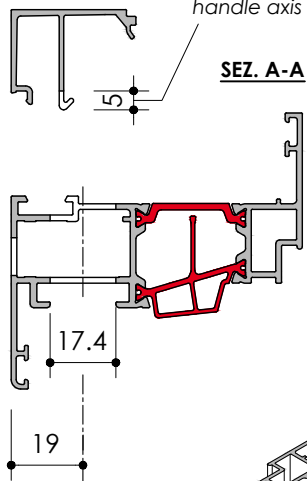
► SCHEMA DI LAVORAZIONE PER MECCANISMO 717800
MACHINING DIAGRAM OF 717800 MECHANISM

αK ⁺	K	IW
	●	

SOLUZIONE IN ESAURIMENTO / UNTIL STOCK IS FINISHED

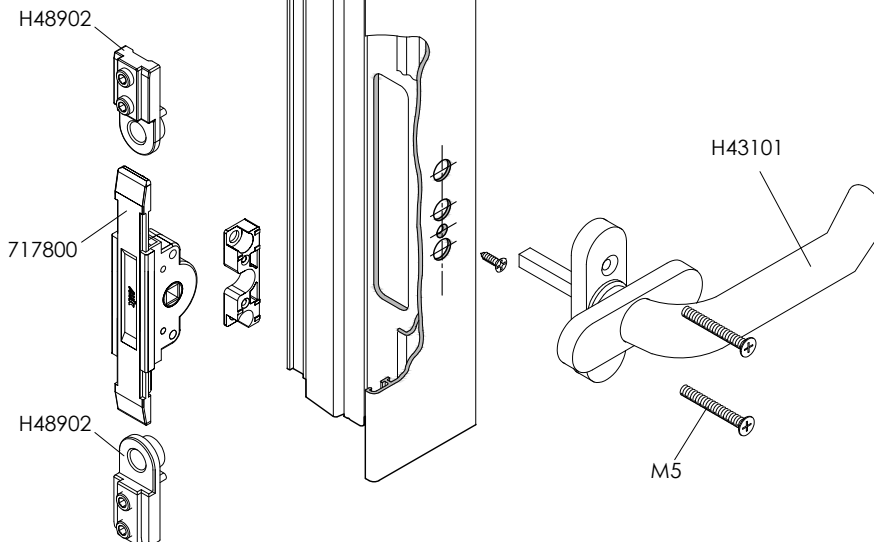


Asportare per circa 50 mm in corrispondenza dell'asse maniglia
Remove approximately 50 mm at the handle axis



⊛ In base alla lunghezza del perno, valutare se forare la seconda parete.
Consider if drill it, in base on the length of the pin.

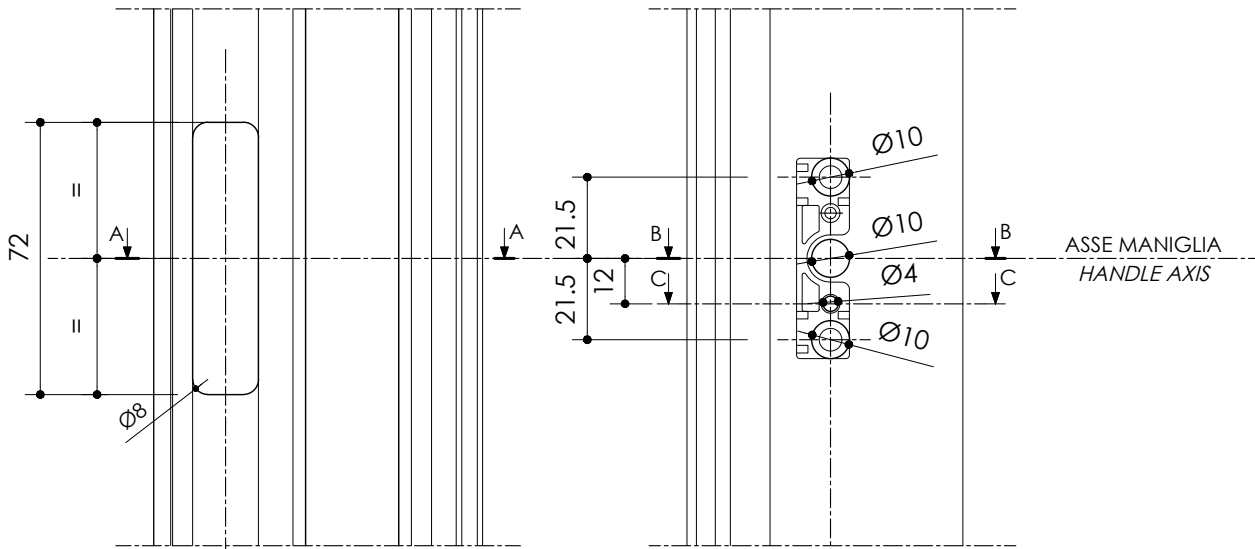
621008C
VITE 3.5 x 9.5 TSP
UNI EN ISO 7050



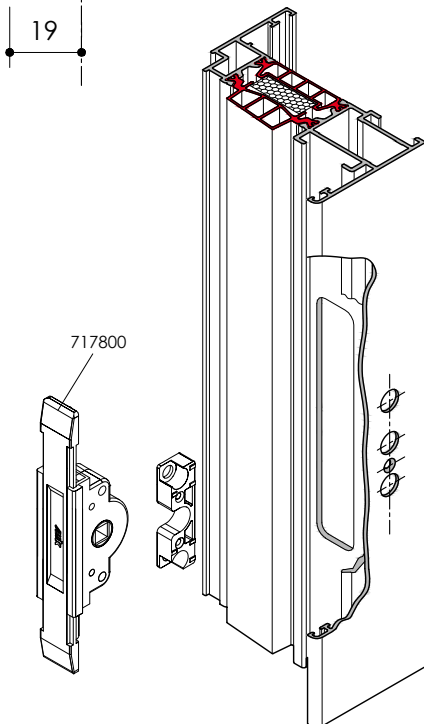
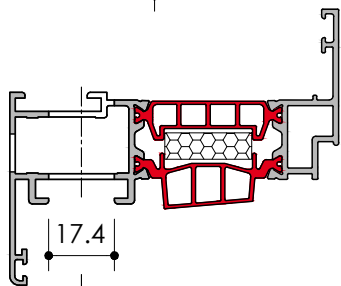
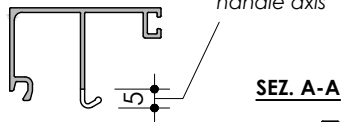
► SCHEMA DI LAVORAZIONE PER MECCANISMO 717800
 MACHINING DIAGRAM OF 717800 MECHANISM

αK*	K	IW
		●

SOLUZIONE IN ESAURIMENTO / UNTIL STOCK IS FINISHED

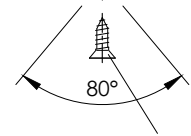


Asportare per circa 50 mm in
 corrispondenza dell'asse maniglia
 Remove approximately 50 mm at the
 handle axis

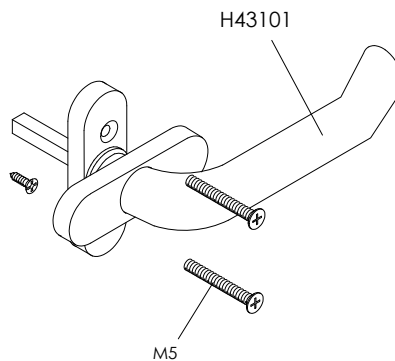


35

⊛ In base alla lunghezza del
 perno, valutare se forare la
 seconda parete.
 Consider if drill it, in base on
 the length of the pin.



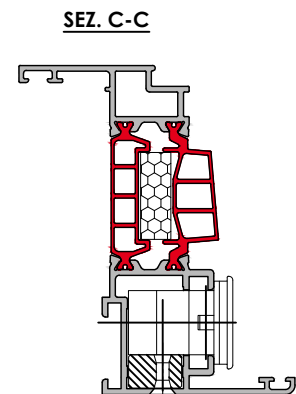
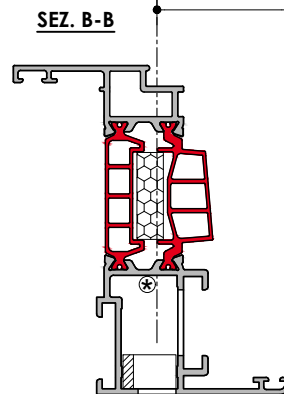
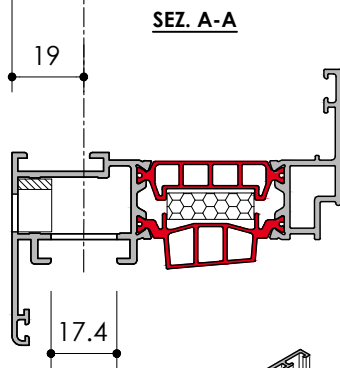
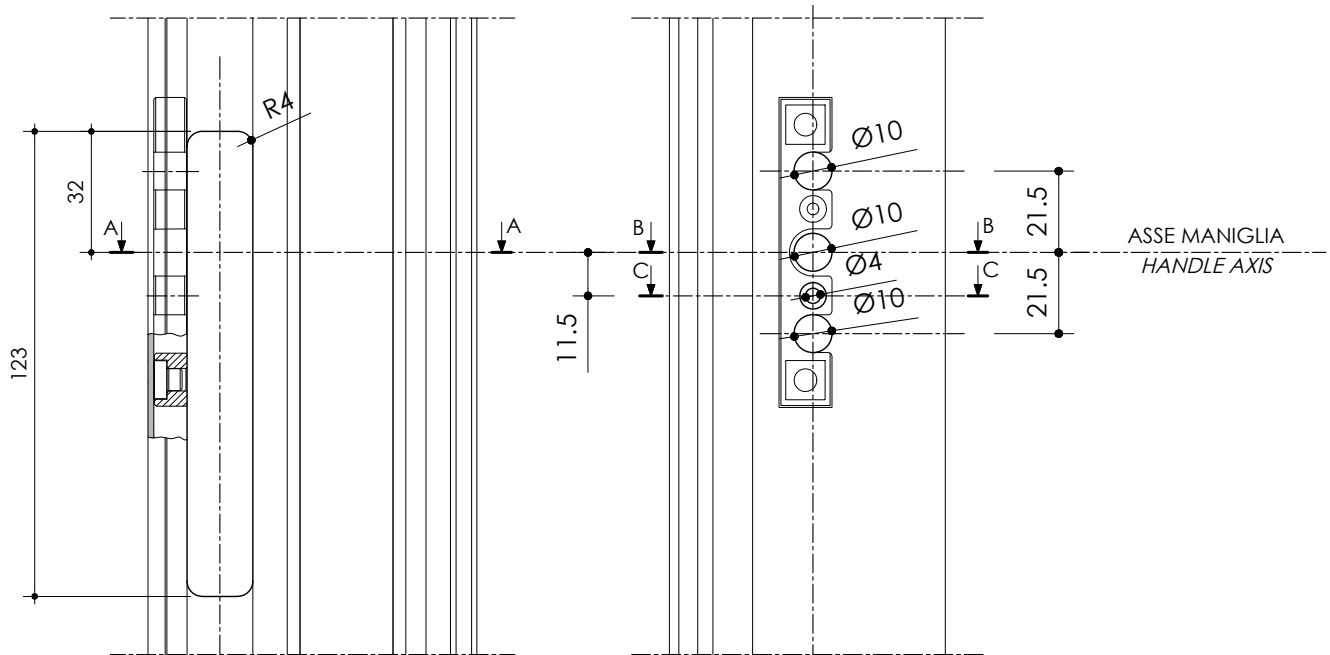
VITE 3.5 x 9.5 TSP
 UNI EN ISO 7050



► SCHEMA DI LAVORAZIONE PER MECCANISMO 717801
 MACHINING DIAGRAM OF 717801 MECHANISM

αK ⁺	K	IW
		●

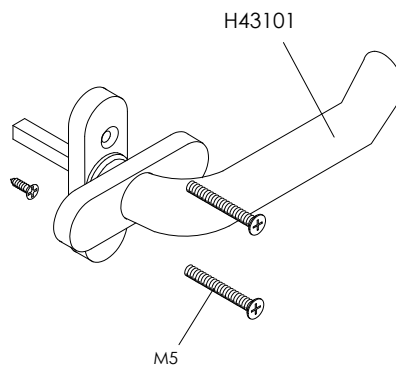
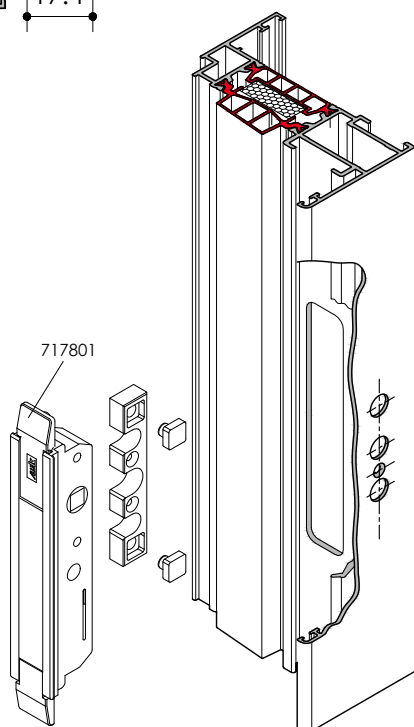
SOLUZIONE IN ESAURIMENTO/ UNTIL STOCK IS FINISHED



* In base alla lunghezza del perno, valutare se forare la seconda parete.
 Consider if drill it, in base on the length of the pin.



VITE 3.5 x 9.5 TSP
 UNI EN ISO 7050



AluK (IT)

Via Monte Amiata, 3/a
37057 - S. Giovanni Lupatoto
Verona - ITALY

T:+39 045 9696611
info.it@aluk.com